

**REGULAR MEETING OF THE BOARD OF DIRECTORS OF THE
FLORIN RESOURCE CONSERVATION DISTRICT**

Agenda

Wednesday, January 27, 2016

6:30 PM

**9257 Elk Grove Blvd.
Elk Grove, CA 95624**

Compliance with Government Code Section 54957.5

Public records, including writings related to an agenda item for an open session of a regular meeting of the Florin Resources Conservation District that are distributed less than 72 hours before the meeting, are available for public inspection during normal business hours at the Administration building of Elk Grove Water District, located at 9257 Elk Grove Blvd. Elk Grove, California. In addition, such writings may be posted, whenever possible, on the Elk Grove Water District website at www.egwd.org.

The Board will discuss all items on the agenda, and may take action on any item listed as an "Action" item. The Board may discuss items that do not appear on the agenda, but will not act on those items unless there is a need to take immediate action and the Board determines by a two-thirds (2/3) vote that the need for action arose after posting of the agenda.

If necessary, the Meeting will be adjourned to Closed Session to discuss items on the agenda listed under "Closed Session." At the conclusion of the Closed Session, the meeting will reconvene to "Open Session."

CALL TO ORDER, ROLL CALL AND PLEDGE OF ALLEGIANCE

Public Comment – Please complete a Request to Speak Form if you wish to address the Board. Members of the audience may comment on matters that are not included on the agenda. Each person will be allowed three (3) minutes, or less if a large number of requests are received on a particular subject. No action may be taken on a matter raised under "Public Comment" until the matter has been specifically included on an agenda as an action item. Items listed on the agenda will be opened for public comment as they are considered by the Board of Directors.

1. Proclamations and Announcements

Associate Director Comment

Public Comment

2. Florin Resource Conservation District Election of Officers - 2016

(Stefani Phillips, Board Secretary)

Associate Director Comment

Public Comment

Recommended Action: Elect a Chair and Vice-Chair for the 2016 calendar year

3. Consent Calendar (Stefani Phillips, Secretary and Jim Malberg, Treasurer)

- a. Regular Meeting Minutes – December 16 and December 30, 2015
- b. FRCD Cash Flow Worksheet – December, 2015
- c. Warrants Paid – December, 2015
- d. Active Accounts – December, 2015

- e. Bond Covenant Status for FY 2015-16 – December, 2015
- f. Revenues and Expenses – Actual vs. Budget FY 2015-16 – December, 2015
- g. Cash Accounts – December, 2015
- h. Consultants Expenses – December, 2015

Associate Director Comment

Public Comment

Recommended Action: Approve FRCD Consent Calendar

4. Options Related to the Potential Refunding of the Florin Resource Conservation District Debt (Jim Malberg, Finance Manager/Treasurer)

Associate Director Comment

Public Comment

Recommended Action: Adopt a motion authorizing staff to proceed with investigating an alternative for refunding a portion of the Florin Resource Conservation Districts outstanding debt that includes a shortened term

5. Committee Meetings (Stefani Phillips, Board Secretary)

Associate Director Comment

Public Comment

6. Draft Florin Resource Conservation District Needs Assessment
(Mark J. Madison, PE, General Manager)

Associate Director Comment

Public Comment

7. Elk Grove Water District Conservation Activities – December 2015
(Ellen Carlson, Management Analyst)

Associate Director Comment

Public Comment

8. Elk Grove Water District Operations Report – December 2015
(Mark J. Madison, PE, General Manager)

Associate Director Comment

Public Comment

9. Florin Resource Conservation District Appointment of Directors to Committees - 2016

Associate Director Comment

Public Comment

Recommended Action:

10. Contract Amendment to Tully & Young to Evaluate Climate Change as Part of the 2015 Urban Water Management Plan (Bruce M. Kamilos, Associate Civil Engineer)

Associate Director Comment

Public Comment

Recommended Action: Consider a motion to amend the professional services agreement with Tully & Young, in the amount of \$5,000, to evaluate climate change to as part of the 2015 Urban Water Management Plan

11. Sustainable Groundwater Management Act Quarterly Update
(Mark J. Madison, PE, General Manager)

Associate Director Comment

Public Comment

12. Elk Grove Water District Fiscal Year 2015-16 Quarterly Operating Budget Status Report (Jim Malberg, Finance Manager/Treasurer)

Associate Director Comment

Public Comment

13. Elk Grove Water District Fiscal Year 2015-16 Quarterly Capital Reserve Status Report (Jim Malberg, Finance Manager/Treasurer)

Associate Director Comment

Public Comment

14. Legislative Update (Ellen Carlson, Management Analyst)

Associate Director Comment

Public Comment

15. Directors Comments

Associate Director Comment

Public Comment

16. Closed Session

- a. PUBLIC EMPLOYEE PERFORMANCE EVALUATION (Section 54957)
Title: General Manager
- b. CONFERENCE WITH LABOR NEGOTIATORS (Section 54957.6)
Agency designated representatives: Chuck Dawson
Unrepresented employee: General Manager

Adjourn to Regular Meeting – February 24, 2016.

January 27, 2016

TO: Chairman and Directors of the Florin Resource Conservation District
FROM: Stefani Phillips, Board Secretary
SUBJECT: **FLORIN RESOURCE CONSERVATION DISTRICT ELECTION OF OFFICERS - 2016**

RECOMMENDATION

It is recommended that the Florin Resource Conservation District Board of Directors elect a Chair and Vice-Chair for the 2016 calendar year.

Summary

Each January, a Chair and Vice-Chair are elected by the Board to serve as officers of the Florin Resource Conservation District.

By this action, the Board will elect the officers who will lead the Board of Directors of the Florin Resource Conservation District.

DISCUSSION

Background

The Florin Resource Conservation District Board By-Laws state that the Board shall elect a Chair and Vice Chair at the regular board meeting in January. The term of office in each case shall begin upon election and shall continue for the period of one year or until successors are elected.

Present Situation

Currently, Director Chuck Dawson is serving as Chair and Director Tom Nelson is serving as Vice-Chair. The directors have served in those capacities for one year.

FINANCIAL SUMMARY

There is no financial impact associated with this agenda item.

January 27, 2016

FLORIN RESOURCE CONSERVATION DISTRICT ELECTION OF OFFICERS - 2016

Page 2

Respectfully submitted,



STEFANI PHILLIPS
FLORIN RESOURCE CONSERVATION BOARD SECRETARY

January 27, 2016

TO: Chairman and Directors of the Florin Resource Conservation District
FROM: Stefani Phillips, Secretary and Jim Malberg, Treasurer
SUBJECT: **CONSENT CALENDAR**

RECOMMENDATION

It is recommended that the Florin Resource Conservation District Board of Directors approve the FRCD Consent Calendar.

Summary

By this action, the Board will approve the FRCD Consent Calendar items a-h.

DISCUSSION


Background

Consent Calendar items a-h are standing items on the Regular Board Meeting agenda.

FINANCIAL SUMMARY

N/A

Respectfully Submitted,



STEFANI PHILLIPS, FLORIN RESOURCE CONSERVATION BOARD SECRETARY
AND JIM MALBERG, TREASURER

SP

Attachments

**MINUTES OF THE REGULAR MEETING OF THE FLORIN RESOURCE
CONSERVATION DISTRICT BOARD OF DIRECTORS**

Wednesday, December 16, 2015

The regular meeting of the Florin Resource Conservation District Board of Directors was called to order at 6:30 p.m. by Chuck Dawson, Chair, at 9257 Elk Grove Blvd, Elk Grove CA.

Call to Order, Roll Call, and Pledge of Allegiance.

Directors Present: Chuck Dawson, Bob Gray, Elliot Mulberg, Tom Nelson, and Jeanne Sabin
Directors Absent: None
Staff Present: Mark J. Madison, General Manager; Jim Malberg, Finance Manager; Donella Murrillo, Finance Supervisor; Stefani Phillips, Secretary; Bruce Kamilos, Associate Civil Engineer; Ellen Carlson, Management Analyst
Associate Directors Present: Lisa Medina, Mike Schmitz
General Counsel Present: Ann Siprelle, Best Best & Krieger (BB&K)
Consultants Present: None

Public Comment

Mark Graham presented a four minute video regarding Geoengineering to the Florin Resource Conservation District Board of Directors (Board).

1. Proclamations and Announcements

No proclamations were made.

Mark Madison, General Manager, requested item 10a to be removed from today's agenda. The Board agreed to remove item 10a from the agenda.

Ann Siprelle, Legal Counsel, commented that no motion is needed but the District should adjourn to the next Regular Meeting on December 30, 2015.

2. Consent Calendar

- a. Regular Board Meeting Minutes – October 28, 2015
- b. FRCD Cash Flow Worksheet – October, 2015
- c. Warrants Paid – October, 2015
- d. Active Accounts – October, 2015
- e. Bond Covenant Status for FY 2015-16 – October, 2015
- f. Revenues and Expenses – Actual vs Budget FY 2015-16 – October, 2015
- g. Cash Accounts – October, 2015
- h. Consultants Expenses – October, 2015

MSC (Mulberg/Sabin) to approve Consent Calendar items a-h 5/0: Ayes: Dawson, Gray, Mulberg, Nelson, and Sabin.

3. Committee Meetings

No committee meetings were held between the months of November 2015.

4. Florin Resource Conservation District Conservation Activities – December 2015

Mark Madison, General Manager, presented the Florin Resource Conservation District Conservation Activities December 2015 to the Board. Mr. Madison updated the Board regarding the Needs Assessment progress. Two Stakeholders meetings were held on

October 27, 2015 and three public workshops were held November 17-19, 2015 to obtain input on activities that the FRCD might pursue.

Mr. Madison complimented Don Notolli for attending one of the meetings.

Elliot Mulberg, Director, inquired if Peter Kampa was going to contact all of the Stakeholders. Mr. Madison responded stating that Mr. Kampa was going to contact all Stakeholders.

5. Elk Grove Water District Conservation Activities – October and November 2015

Ellen Carlson, Management Analyst, presented the Elk Grove Water District Conservation Activities – October and November 2015 to the Board. In summary, service area 1 reduced its water consumption by 31.62% in October and 40.22% in November and service area 2 reduced by 22.21% in October and 34.45% in November. The cumulative reduction since June 2015, now totals 35.23%, which is above the District's target of 28%.

Ms. Carlson commented that there will be no administrative fines until after Christmas. She then stated that another Water School will be available in January to customers so that the customer will not have to pay the administrative fee.

Tom Nelson, Vice-Chairman, inquired if the District is still issuing a lot of administrative fees during this time of year. Ms. Carlson responded stating yes they are still issuing a lot of administrative fees, but violations have gone down during the colder months.

Ms. Carlson commented that Sacramento County Water Agency (SCWA) will be suspending water audits for their customer for the month of January 2016 due to an exhaustion of their budget. SCWA will be negotiating a new contract with the vendor that provides these conservation services and resume landscape irrigation audits and Water Wise house calls in February 2016. Ms. Carlson stated that landscape irrigation audits are \$175.00 per audit.

Chuck Dawson, Chairman, inquired how long does an audit take. Ms. Carlson responded stating the time at a customer's home is about an hour and that does not count the write up time.

Bob Gray, Director inquired how many water audits have been completed. Ms. Carlson responded 69.

Mark Madison, General Manager, spoke about the water savings and commented on how well the customers are doing.

Elliot Mulberg, Director, inquired why the graph on Precipitation and Temperature, Average, begins with 1998. Ms. Carlson responded that the data was provided by the Regional Water Authority (RWA) and she would contact RWA to determine why they chose 1998 as a starting point.

Lisa Medina, Associate Director, requested more detailed information about the water audit process. Ms. Carlson responded stating that the District offers two difference types of audits but the more common is the Landscape Irrigation Audit. Ms. Carlson then explained the audit process.

Mr. Madison reported to Mr. Gray that Service Area 1's water loss percentage from April 2015 to November 2015 is 5 ¼ percent which is roughly 40 million gallons.

6. Elk Grove Water District Operations Report – October and November 2015

Mark J. Madison, General Manager, presented the highlights of the Operations Report – October and November 2015 to the Board.

Comments and inquiries included:

- 547 Door Hangers – October
- 3 Door Hangers – November
- 72 Shut Offs – October
- 3 Shut Offs – November
- 161 USA Locates for October and 106 USA Locates in November due to paving work that are taking place within the City of Elk Grove
- 3 Pressure Complaints
- 2 Water Quality Complaints
 - Edna Batey Elementary School has sand in their lines and staff is researching the cause
- Preventative Maintenance
 - 54 Hydrant Maintenance
 - 124 Valve Exercising
- Utility Work Orders
 - No Service Line Replacements were completed for the months of October and November since the Utility Crew has been working on the water main project on Colton Avenue/Orton Street and also helped on the parking lot project at the District's Railroad Facility
- Monthly Production – the District has been rotating the run times on the wells
 - Well 1D – ran in October and not so much in November
 - Well 4D – dropped in October and ran a lot in November
 - Well 11D – up in October and ran little in November
 - Well 14D – up in October and down in November
 - Well 3 – kept to a minimum and ran a little in October and not so much in November
 - Well 8 – only ran for maintenance and sampling
 - Well 9 – continues to be steady
 - Well 13 – is down due to arsenic levels going up
- Combined Total Production – down from last year and also 2013
- Total Demand/Production – down from 2013
- Static and Pumping levels – nothing new to report
- Samples taken for the month of October and November are normal
- Hampton Arsenic Results – Arsenic levels have gone up and Hampton has been shut down. The goal is to have Hampton up, back and running in the summer
 - Option #1 – convert to treatment
 - Option #2 – isolate zones
- 24 outstanding delinquents for the Backflow Prevention Program
- Leaks
 - For the month of October, there were 2 Main Line Leaks and 7 Service Line Leaks
 - For the month of November, there were 5 Service Line Leaks
- No change to report on the pressure maps – has been very smooth and consistent

Jeanne, Sabin, Director, inquired if there was any way of blending the water with a water with less arsenic levels. Mark Madison, General Manager, responded yes that is a possibility, but the District would need to connect Hampton to the Railroad Water Treatment Plant.

Bob Gray, Director, inquired when the Colton/Orton project will be completed. Bruce Kamilos, Associate Civil Engineer responded stating February, unless we get a lot of rain fall.

Mark Graham, Public, commented on the BSK Lab test results from the month of October and inquired if the District would measure for Aluminum, Arium, Potassium or Titanium. Mr. Madison responded stating all samples are taken annually under Tittle 22 Suite and published in the Consumer Confidence Report (CCR).

7. Fiscal Year 2014-15 Year End Audit Status Update Report

Jim Malberg, Finance Manager, presented the Fiscal Year 2014-15 Year End Audit Status Update Report to the Board. In summary, the District entered into a Professional Services Agreement (PSA) with Badawi & Associates (Auditor) on March 2, 2015. The Auditors were on site at the District's Administrative Building in June 2015 to perform their interim audit procedures and then again in August 2015 to perform their audit field work. During that time, the implementation of Governmental Accounting Standards Board (GASB) 68 was delayed due to CalPERS not releasing their actuary report until the first week of September as opposed to the first week in July, and delaying the CalPERS auditor from finalizing their report until October 28, 2015. As a result of the completed audit field work, it was determined that the capital assets and depreciation schedules did not provide sufficient detail to support the balances. Staff developed a detailed asset and depreciation schedule of all the Districts assets using the recently completed Asset Management Plan (AMP). Final 2014-15 Year End Audits will be given and presented to the Board at the next Regular Board Meeting on December 30, 2015.

Bob Gray, Director, inquired what the net value is after the depreciation of the Districts assets. Mr. Malberg responded stating it is \$74 million.

8. Legislative Update

Ellen Carlson, Management Analyst presented the Legislative Update to the Board. The State's legislators are on recess until January 4, 2016.

Comments and inquiries include:

- HR 2898 & S 1894 continue to compete with each other

Tom Nelson, Vice-Chairman, inquired what a two-year bill is. Ellen Carlson, Management Analyst, explained that the State Legislator runs for two years beginning with an odd year and ending in an even year, right now we are at a half way point. Bills that have been submitted in 2015 have to progress to a certain point. The bill has to show progress in order to become a two-year bill. Bills that have not progress will become dead and will have to be re-written.

Elliot Mulberg, Director, thanked Ms. Carlson for the summary of bills.

Mark Graham, Public, inquired if the District responded in favor or against bills. Mark Madison, General Manager responded that there has been a few and also stated that the District participates with Regional Water Authority (RWA), who is very active in legislation.

9. Director Comments

Tom Nelson, Vice-Chairman, spoke about what he learned from the ACWA/JPIA Conference that was held in Indian Wells from November 29th to December 3rd 2015.

Mark Madison, General Manager, commented that the District is having some pushback from the Sacramento Central Groundwater Authority (SCGA) on the Joint Powers Authority (JPA). Mr. Madison then commented that he is not prepared to talk more about this, but believes the District needs to become its own GSA and would like to report back to the Board in January 2016.

Mr. Madison discussed the modular office at the Maintenance Operations Center (MOC) building and the need for Fiber Optic lines to be installed from the District's Administrative building to the MOC building. He stated the estimated cost to have the District's field crew install the line would be approximately \$120,000-\$125,000.00. Mr. Madison suggested to have an Infrastructure Committee Meeting to discuss further.

Bob Gray, Director, suggested having fees for private fire hydrants added to the January Board Meeting for a general discussion. Mr. Madison commented that the District will need time to gather information for the Board and suggested pushing this item to February or March 2016. The Board agreed.

10. Closed Session

- a. CONFERENCE WITH LABOR NEGOTIATORS (Gov't. Code Section 54957.6)
 Agency designated representatives: Mark J. Madison, General Manager
 Unrepresented employees: All

This item was removed from the agenda.

Adjourn to Regular Meeting on Wednesday, December 30, 2015 at 6:30 p.m.

Respectfully submitted,

Stefani Phillips

Stefani Phillips, Secretary

SP/CR

MINUTES OF THE REGULAR MEETING OF THE FLORIN RESOURCE CONSERVATION DISTRICT BOARD OF DIRECTORS

Wednesday, December 30, 2015

The regular meeting of the Florin Resource Conservation District Board of Directors was called to order at 6:30 p.m. by Chuck Dawson, Chair, at 9257 Elk Grove Blvd, Elk Grove CA.

Call to Order, Roll Call, and Pledge of Allegiance.

Directors Present: Chuck Dawson, Bob Gray, Elliot Mulberg, Tom Nelson, and Jeanne Sabin
Directors Absent: None
Staff Present: Mark J. Madison, General Manager; Jim Malberg, Finance Manager; Stefani Phillips, Secretary
Associate Directors Present: Lisa Medina, Davies Ononiwu, Mike Schmitz
General Counsel Present: Ann Siprelle, Best Best & Krieger (BB&K)
Consultants Present: Ahmed Badawi, Badawi & Associates Certified Public Accountants

Public Comment

No comments were made.

1. Proclamations and Announcements

No comments were made.

2. Consent Calendar

- a. FRCD Cash Flow Worksheet – November, 2015
- b. Warrants Paid – November, 2015
- c. Active Accounts – November, 2015
- d. Bond Covenant Status for FY 2015-16 – November, 2015
- e. Revenues and Expenses – Actual vs Budget FY 2015-16 – November, 2015
- f. Cash Accounts – November, 2015
- g. Consultants Expenses – November, 2015

MSC (Mulberg/Nelson) to approve Consent Calendar items a-g 5/0: Ayes: Dawson, Gray, Mulberg, Nelson, and Sabin.

3. Fiscal Year 2014-15 Comprehensive Annual Financial Report

Jim Malberg, Finance Manager, presented the Fiscal Year 2014-15 Comprehensive Annual Financial Report (CAFR) and explained a few revisions contained in the bound copy of the CAFR to the Board.

Elliot Mulberg, Director, suggested for the next year to put the net position of the District in the summary of the staff report.

Ahmed Badawi, Consultant with Badawi & Associates, presented a power point covering the CAFR to the Board.

Mr. Mulberg, inquired if the District should be looking at other policies. Mr. Badawai responded yes. Mr. Malberg responded to Mr. Mulberg stating Badawi & Associates identified a couple of policies for the District to look into. The policies are identified as follows: Accounts Payable/Receivable process, Cash Receipting, Non Routine and Non Systematic Transactions.

Mark Madison, General Manager, commented that Staff can e-mail the Board with the other policies the District is looking into.

Mr. Malberg stated he could provide a status update on the policies to the Board during the Quarterly Updates. Chuck Dawson, Board President, responded stating that would work for him.

Jeanne Sabin, Director, inquired if the District has a policy in place on how to maintain the capital asset records for next year. Mr. Malberg responded stating that the District is working on it.

Mr. Malberg thanks Ahmed Badawi and Mitesh Desai for their help and service. Mr. Madison echoed Mr. Malberg's comments and the Board thanked Badawi & Associates.

MSC (Mulberg/Sabin) to approve a motion accepting the Fiscal Year 2014-15 Comprehensive Annual Financial Report 5/0: Ayes: Dawson, Gray, Mulberg, Nelson, and Sabin.

4. Potential Refund of Florin Resource Conservation District Debt

Jim Malberg, Finance Manager, presented the Potential Refund of Florin Resource Conservation District Debt to the Board. In summary, the District would like to refund a portion of the FRCD's outstanding debt to generate annual debt service savings as well as parity between all FRCD debt issuances.

Chuck Dawson, Chairman, inquired if refunding a portion of the debt is not completed by March 1, 2016, is the District still able to proceed with the refund on June 1, 2016. Mr. Malberg responded yes.

Bob Gray, Director, commented that we should move forward on this.

Jeanne Sabin, Director, inquired if there is a limit of how many times a year the District can ask for a rating change from Standard & Poor's. Mr. Malberg responded stating that shouldn't be a problem with Standard & Poor's.

MSC (Nelson/Mulberg) to adopt a motion authorizing staff to proceed with engaging the financing team to investigate the potential for refunding a portion of Florin Resource Conservation District's outstanding debt 5/0: Ayes: Dawson, Gray, Mulberg, Nelson, and Sabin.

5. Directors Comments

Bob Gray, Director, inquired if there is a need for the Active Account Information (pg. 9) and inquired if it could be taken out. The Board had a discussion and decided to keep the Active Account Information in the Board Packet.

Chuck Dawson, Chairman, suggested on keeping a running total on projects over \$100,000. Mr. Madison responded stating staff will be happy to do this going forward.

Elliot Mulberg, Director, suggested adding Peter Kampa with Kampa Consulting to the Consultant Expenses page (pg. 13).

Mr. Gray inquired why there was a difference between the Paid to Date amount on the Consultants Expenses page (pg. 13) and the Legal Cost detail total. Mr. Madison responded stating that staff will look into this and get back to the Board.

6. Closed Session

- a. PUBLIC EMPLOYEE PERFORMANCE EVALUATION (Gov't. Code Section 54957)
Title: General Manager

- b. CONFERENCE WITH LABOR NEGOTIATORS (Gov't. Code Section 54957.6)
Agency designated representatives: Chuck Dawson
Unrepresented employees: General Manager

Adjourn to Regular Meeting on Wednesday, January 27, 2016 at 6:30 p.m.

Respectfully submitted,

Stefani Phillips

Stefani Phillips, Secretary

SP/CR



**FRC D Cash Flow
For the Month Ended Dec 31, 2015**

Cash in Bank – Beginning	\$ 124,315.40
Receipts:	
Interest Earned	\$ 8.14
Disbursements:	
Check # 1026- Kampa Community Services	-10,085.50
Cash in Bank – Ending	\$ 114,238.04

Check History Report

12/1/2015 to 12/31/2015
Elk Grove Water District

Check Number	Check Date	Vendor Number	Name	Check	Explanation
039709	12/10/2015	AFLAC	AFLAC	1,853.32	
039710	12/10/2015	BG SOLU	SOLUTIONS BY BG INC.	4,959.00	Daily Tasks/Help Tickets
039711	12/10/2015	CONSOLI	CONSOLIDATED COMMUNICATIONS	1,262.87	Phones-MOC/ADMIN
039712	12/10/2015	CONSOLI	CONSOLIDATED COMMUNICATIONS	238.65	Ethernet Service
039713	12/10/2015	CRF NT	NORTH AMERICAN TITLE COMPANY	19.15	Account Closed-Credit Refund
039714	12/10/2015	CRFSTW	STEWART TITLE OF SACRAMENTO	2.04	Account Closed-Credit Refund
039715	12/10/2015	DATAPRO	DATAPROSE LLC	6,811.12	Monthly Billing
039716	12/10/2015	DITCH	DITCH WITCH EQUIPMENT CO., INC	96.24	
039717	12/10/2015	FTB	FRANCHISE TAX BOARD	50.00	VOID
039717	12/10/2015	FTB	FRANCHISE TAX BOARD	50.00-	
039718	12/10/2015	JAN PRO	JAN-PRO CLEANING SYSTEMS	515.00	Janitorial-MOC/ADMIN
039719	12/10/2015	PAC BEN	PACIFIC BENEFIT IFLEX, INC	100.00	
039720	12/10/2015	PACE	PACE SUPPLY CORP	449.47	
039721	12/10/2015	POLL	POLLWARD WATER	1,759.43	
039722	12/10/2015	RADIAL	RADIAL TIRE OF ELK GROVE	302.78	
039723	12/10/2015	RCB BK	CARD SERVICE CENTER	213.78	
039724	12/10/2015	RCB DO	CARD SERVICE CENTER	1,122.53	
039725	12/10/2015	RCB MM	CARD SERVICE CENTER	83.31	
039726	12/10/2015	RCB RS	CARD SERVICE CENTER	735.03	
039727	12/10/2015	RCB SH	CARD SERVICE CENTER	186.25	
039728	12/10/2015	RCB SP	CARD SERVICE CENTER	1,896.93	
039729	12/10/2015	RCBJC	CARD SERVICE CENTER	370.96	
039730	12/10/2015	REPUBLI	REPUBLIC SERVICES #922	783.16	
039731	12/10/2015	ROOCO	ROOCO RENTS	1,305.72	
039732	12/10/2015	SAC SHE	SACRAMENTO COUNTY SHERIFF	294.47	
039733	12/10/2015	SIERRA	SIERRA OFFICE SUPPLIES	177.79	Confidential
039734	12/10/2015	SMUD	SMUD	750.59	
039735	12/10/2015	SMUD	SMUD	4,421.07	
039736	12/10/2015	SMUD	SMUD	1,458.87	
039737	12/10/2015	SMUD	SMUD	1,738.32	
039738	12/10/2015	SMUD	SMUD	5,802.07	
039739	12/10/2015	SMUD	SMUD	2,680.79	
039740	12/10/2015	SMUD	SMUD	524.60	
039741	12/10/2015	SMUD	SMUD	219.93	
039742	12/10/2015	SMUD	SMUD	1,411.90	
039743	12/10/2015	TOSHIBA	TOSHIBA FINANCIAL SERVICES	528.93	Copier-ADMIN
039744	12/10/2015	ULTRA	ULTRA TRUCK WORKS, INC	60.07	
039745	12/10/2015	A. TEIC	A. TEICHERT & SON, INC	433.84	
039746	12/10/2015	ACWAJPI	CB&T/ACWA-JPIA	54,780.50	
039747	12/10/2015	AERO	AEROTEK PROFESSIONAL SERVICES	575.10	Temporary Customer Service Help
039748	12/10/2015	ROTH	ROTH STAFFING COMPANIES, L.P.	623.85	Temporary Customer Service Help
039749	12/10/2015	SIERRA	SIERRA OFFICE SUPPLIES	107.90	

039750	12/10/2015	VALL MO	VALLEY MOTOR PARTS	41.02	Clothing Reimbursement
039751	12/16/2015	B WAGNE	BRANDON WAGNER	70.08	
039752	12/16/2015	CCPPM	CCPPM	166.17	
039753	12/16/2015	COEG	CITY OF ELK GROVE	2,000.00	2016 Annual Encroachment Permit
039754	12/16/2015	CRF FN	FIDELITY NATIONAL TITLE	5.62	Account Closed-Credit Refund
039755	12/16/2015	CRF LEN	LENNAR HOMES CA, INC	47.61	Account Closed-Credit Refund
039756	12/16/2015	CRF SBH	STEVE & BARBARA HARBAUGH	23.67	Account Closed-Credit Refund
039757	12/16/2015	CRFALL	ALL PRO BACKFLOW	100.00	Account Closed-Credit Refund
039758	12/16/2015	CRFCRG	CRIS & GLICERIA BOONGALING	26.91	Account Closed-Credit Refund
039759	12/16/2015	CRFDOK	DONALD KARVONEN	176.86	Account Closed-Credit Refund
039760	12/16/2015	CRFER	ELAINE R RUDOLPHI	50.64	Account Closed-Credit Refund
039761	12/16/2015	CRFJG	JAMES GUO	1.76	Account Closed-Credit Refund
039762	12/16/2015	CRFKD	KENDRA DITTMAR	26.27	Account Closed-Credit Refund
039763	12/16/2015	CRFKDR	KRISTINE D REHER	66.77	Account Closed-Credit Refund
039764	12/16/2015	CRFOCTC	ORANGE COAST TITLE COMPANY	333.54	Account Closed-Credit Refund
039765	12/16/2015	CRFSBU	SUE & BEN UPTON	11.75	Account Closed-Credit Refund
039766	12/16/2015	CRFSS	SURINDER SAINI	29.52	Account Closed-Credit Refund
039767	12/16/2015	CSDS	CSDS SACRAMENTO	153.09	Account Closed-Credit Refund
039768	12/16/2015	EDD2	EMPLOYMENT DEVELOPEMENT DEPT	181.49	Account Closed-Credit Refund
039769	12/16/2015	EFFECT	EFFECTIVE PHONE SOLUTIONS INC.	1,265.85	Account Closed-Credit Refund
039770	12/16/2015	EGPOWER	ELK GROVE POWER EQUIPMENT	64.68	Disaster Recovery
039771	12/16/2015	FASTENA	FASTENAL COMPANY	78.26	
039772	12/16/2015	FED EX	FEDERAL EXPRESS	37.34	
039773	12/16/2015	GOLDEN	GOLDEN STATE FLOW MEASUREMENT	1,155.14	(2) Invoices-Repairs and Maintenance on Auto Read Guns
039774	12/16/2015	HANFORD	HANFORD READY MIX INC.	180.51	
039775	12/16/2015	ISCC	ISCC, INC	149.00	
039776	12/16/2015	JAYS	JAY'S TRUCKING SERVICE	1,381.06	(2) Invoices Materials & Supplies-Colton
039777	12/16/2015	PACE	PACE SUPPLY CORP	4,630.64	(7) Invoices Materials & Supplies-Treatment, Distribution, Colton
039778	12/16/2015	PG&E	PACIFIC GAS & ELECTRIC COMPANY	73.80	Postage-ADMIN
039779	12/16/2015	PURCH	PURCHASE POWER	520.99	Materials & Supplies-Colton
039780	12/16/2015	ROOCO	ROOCO RENTS	312.32	Temporary Customer Service Help
039781	12/16/2015	ROTH	ROTH STAFFING COMPANIES, L.P.	893.66	
039782	12/16/2015	SIERRA	SIERRA OFFICE SUPPLIES	236.17	
039783	12/16/2015	VALL MO	VALLEY MOTOR PARTS	51.07	Account Closed-Credit Refund
039784	12/16/2015	CRFAG	ANGEL GARCIA	15.92	Account Closed-Credit Refund
039785	12/16/2015	CRFTH	THANH TRACH	401.73	Daily Tasks/Help Tickets
039786	12/23/2015	BAY ALA	BAY ALARM COMPANY	344.00	
039787	12/23/2015	BG SOLU	SOLUTIONS BY BG INC.	4,887.75	
039788	12/23/2015	BRINKS	BRINK'S INCORPORATED	262.51	
039789	12/23/2015	BSK4	BSK ASSOCIATES	115.00	
039790	12/23/2015	BULLE	BULLETT GUARD	2,864.00	ADMIN BLDG Improvements
039791	12/23/2015	CAP RUB	CAPITAL RUBBER	578.04	Supplies-Treatment
039792	12/23/2015	COUNTY	COUNTY OF SACRAMENTO	423,228.79	VOID
039793	12/23/2015	COUNTY	COUNTY OF SACRAMENTO	423,228.79-	
039794	12/23/2015	DEL PAS	DEL PASO PIPE & STEEL INC	125.01	
039795	12/23/2015	EG FORD	ELK GROVE FORD	266.71	
039796	12/23/2015	EG FORD	ELK GROVE FORD	238.25	Repairs & Maintenance-Vehicle's
039797	12/23/2015	FEIST	FEIST CABINETS & WOODWORKS INC	495.00	Repairs & Maintenance-Vehicle's
039798	12/23/2015	FERRELL	FERRELLGAS	34.11	ADMIN BLDG Improvements
039799	12/23/2015	FRONT C	FRONTIER COMMUNICATIONS	228.62	Well site communications
039799	12/23/2015	FRONT C	FRONTIER COMMUNICATIONS	182.19	Well site communications
039800	12/23/2015	FRONT C	FRONTIER COMMUNICATIONS	176.81	Well site communications

039801	12/23/2015	HOLT	HOLT OF CALIFORNIA	22.79	
039802	12/23/2015	JAYS	JAY'S TRUCKING SERVICE	1,066.76	
039803	12/23/2015	LAKE V	LAKE VUE ELECTRIC, INC	13,553.50	Materials & Supplies-Colton
039804	12/23/2015	NTS	NTS MIKEDON LLC	2,235.00	(2) Invoices-Electrical RRWTF Parking Lot
039805	12/23/2015	PACE	PACE SUPPLY CORP	5,072.01	(2) Invoices-Materials & Supplies-Colton
039806	12/23/2015	PAULA M	PAULA MAITA & COMPANY	97.60	(4) Materials & Supplies-Treatment/Colton
039807	12/23/2015	PLATT2	PLATT	0.11	
039808	12/23/2015	RADIAL	RADIAL TIRE OF ELK GROVE	359.87	Repairs & Maintenance-Vehicle's
039809	12/23/2015	ROOCO	ROOCO RENTS	1,909.44	(4) Invoices-Materials & Supplies-Colton
039810	12/23/2015	SAC SHE	SACRAMENTO COUNTY SHERIFF	294.47	Confidential
039811	12/23/2015	UNITED	UNITED SITE SERVICES	250.15	
039812	12/23/2015	VALL MO	VALLEY MOTOR PARTS	15.31	
039813	12/23/2015	WHITE	HDS WHITE CAP CONST SUPPLY	200.39	
039814	12/23/2015	XYLEM	XYLEM	603.53	Garden Hose Pressure loader-Treatment
039815	12/23/2015	YOUNGDA	YOUNGDAHL CONSULTING GROUP INC	224.00	
039816	12/23/2015	COUNTY	COUNTY OF SACRAMENTO	423,125.08	County Water Billings for October/November 2015
039817	12/23/2015	COUNTY4	SACRAMENTO COUNTY UTILITIES	103.71	
039818	12/31/2015	A. TEIC	A. TEICHERT & SON, INC	992.95	(3) Invoices-Materials & Supplies-Colton
039819	12/31/2015	BAY ALA	BAY ALARM COMPANY	104.93	Daily Tasks/Help Tickets
039820	12/31/2015	BG SOLU	SOLUTIONS BY BG INC.	4,944.75	Sampling-Treatment
039821	12/31/2015	BSK4	BSK ASSOCIATES	648.00	
039822	12/31/2015	COUNTY4	SACRAMENTO COUNTY UTILITIES	64.67	Clothing Reimbursement
039823	12/31/2015	CPHILLI	CHRIS PHILLIPS	183.60	Account Closed-Credit Refund
039824	12/31/2015	CRF ABI	ABIDE BUILDERS	1,125.21	Account Closed-Credit Refund
039825	12/31/2015	CRF CPM	CALIFORNIA PAVEMENT MAINT	1,530.46	Account Closed-Credit Refund
039826	12/31/2015	CRF CVE	CENTRAL VALLEY ENG & ASPHALT	1,641.72	Account Closed-Credit Refund
039827	12/31/2015	DMV	DMV	7.00	
039828	12/31/2015	DOWNEY	DOWNEYBRAND	637.50	Legal-SCWA
039829	12/31/2015	EG FORD	ELK GROVE FORD	61,553.22	VOID
039829	12/31/2015	EG FORD	ELK GROVE FORD	61,553.22	
039830	12/31/2015	FASTENA	FASTENAL COMPANY	1,300.02	(5) Invoices-Materials & Supplies-Treatment, Utility Crew
039831	12/31/2015	INT STA	INTERSTATE OIL COMPANY	1,184.05	Fuel
039832	12/31/2015	JAYS	JAY'S TRUCKING SERVICE	2,045.32	(2) Invoices-Materials & Supplies-Colton
039833	12/31/2015	KAISER2	KAISER FOUNDATION HEALTH PLAN	540.00	HR Services
039834	12/31/2015	NTS	NTS MIKEDON, LLC	693.60	(2) Invoices-Materials & Supplies-Colton
039835	12/31/2015	PACE	PACE SUPPLY CORP	8,306.77	(6) Invoices-Materials & Supplies- Colton, Distribution
039836	12/31/2015	PEST	PEST CONTROL CENTER INC	80.00	
039837	12/31/2015	PIT 2	PITNEY BOWES GLOBAL FINANCIAL	197.67	HR Services
039838	12/31/2015	PRE ALL	PREFERRED ALLIANCE, INC	1,153.44	
039839	12/31/2015	RADIAL	RADIAL TIRE OF ELK GROVE	123.64	(4) Invoices-Materials & Supplies-Colton
039840	12/31/2015	ROOCO	ROOCO RENTS	1,167.04	Temporary Customer Service Help
039841	12/31/2015	ROTH	ROTH STAFFING COMPANIES, L.P.	2,731.52	
039842	12/31/2015	SIERRA	SIERRA OFFICE SUPPLIES	101.50	ACWA- Hotel Reimbursement
039843	12/31/2015	T NELSO	TOM NELSON	934.16	
039844	12/31/2015	TRAFF S	TRAFFIC SIGN SPECIALTIES	270.00	
039845	12/31/2015	TRENCH	TRENCH PLATE RENTAL CO	338.35	
039846	12/31/2015	ULTRA	ULTRA TRUCKWORKS, INC	129.60	
039847	12/31/2015	VALL MO	VALLEY MOTOR PARTS	112.06	
039848	12/31/2015	WHITE	HDS WHITE CAP CONST SUPPLY	193.73	
039849	12/31/2015	ZOOM	ZOOM IMAGING SOLUTIONS, INC	258.06	
				610,291.28	Total:

Elk Grove Water District
Active Account Information
12/31/2015

	JULY	AUG	SEPT	OCT	NOV	DEC	JAN	FEB	MAR	APR	MAY	JUNE
Water Accounts:												
Metered												
Residential	11,669	11,658	11,647	11,637	11,643	11,656						
Commercial	513	517	518	521	519	519						
Fire Service	121	122	122	124	122	122						
Total Accounts	12,303	12,297	12,287	12,282	12,284	12,297						

Elk Grove Water District
Active Account Information
FY 2014/2015

	JULY	AUG	SEPT	OCT	NOV	DEC	JAN	FEB	MAR	APR	MAY	JUNE
Water Accounts:												
Non-metered												
Residential	135	133	134	133	107	80	65	21	20	-	-	-
Commercial	47	33	33	35	21	10	10	4	4	-	-	-
Metered												
Residential	11,494	11,484	11,490	11,473	11,479	11,513	11,525	11,579	11,607	11,632	11,651	11,658
Commercial	457	458	459	457	479	492	502	509	512	514	511	512
Fire Service	123	121	121	121	121	121	121	121	121	121	121	121
Total Accounts	12,256	12,229	12,237	12,219	12,207	12,216	12,223	12,234	12,264	12,267	12,283	12,291

Consent Calendar Item# d

Elk Grove Water District

Bond Covenant Status

For Fiscal Year 2015-16

As of December 31, 2015

Operating Revenues:
Charges for Services \$ 6,782,646

Operating Expenses:

Salaries & Benefits	1,646,714
Seminars, Conventions and Travel	15,209
Office & Operational	400,084
Purchased Water	1,331,622
Outside Services	288,076
Equipment Rent, Taxes, an Utilities	151,227
Depreciation & Amortization	775,000
Total Operating Expenses	4,607,932

Income From Operations \$ 2,174,714

Covenant Number 2

Income From Operations	2,174,714
Add: Depreciation & Amortization Expenses	775,000 *
Total	2,949,714

Interest & Principal Payments	
2,225,240 interest + 1,430,000 principal	1,827,620 *

Coverage Ratio:

Actual	1.61
Required	1.15

* Note: The calculation for the period = the percentage of the year completed.

Elk Grove Water District
Revenues and Expenses Actual to Budget
December 31, 2015

General Ledger Reference	December Activity	December Budget	Variance	%	YTD Activity	Annual Budget	% Realized
Revenues	947,278	1,115,496	(168,218)	-15.08%	\$6,782,646	\$13,385,949	50.67%
Salaries & Benefits (1)	262,263	257,578	4,685	1.82%	\$1,646,714	\$3,090,937	53.28%
Seminars, Conventions and Travel	2,676	3,679	(1,003)	-27.27%	\$15,209	\$44,150	34.45%
Office & Operational	29,885	82,767	(52,882)	-63.89%	\$400,084	\$993,202	40.28%
Purchased Water (2)	186,322	240,976	(54,654)	-22.68%	\$1,331,622	\$2,891,709	46.05%
Outside Services	26,601	67,665	(41,064)	-60.69%	\$288,076	\$811,983	35.48%
Equipment Rent, Taxes, Utilities	21,228	36,950	(15,722)	-42.55%	\$151,227	\$443,400	34.11%
Total Operational Expenses	528,976	689,615	(160,639)	-23.29%	\$3,832,933	\$8,275,381	46.32%
Net Operations	418,302				\$2,949,714		
Non-Operating Activity							
Capital Equipment & Expenditures	129,167	129,167	0	0.00%	775,000	1,550,000	50.00%
Bond Interest Accrued	185,437	185,437	0	0.00%	1,112,620	2,225,240	50.00%
Interest Earned	26	1,667	(1,641)	-98.44%	5,334	20,000	26.67%
Other Income	6,525	0	6,525		49,577	0	
Revenues in Excess of Expenditures (Net Revenues)	110,250				1,117,005		
Capital Expenses							
Capital Improvements					452,386		
Capital Replacements					215,825		
Equipment					62,255		
Bond Retirement: \$1,430,000					715,000		
Total Capital And Debt Retirement Expenditures					1,445,466		
Net Position after Capital and Debt Retirement Expenditures					(328,461)		

(1) Approximately \$137,129 of the budgeted \$509,238 of salary & benefit expenses has been capitalized to various capital projects.

(2) Estimated Expenditures: Purchased Water \$186,322.04 in December.

**Florin Resource Conservation District
CASH - Detail Schedule of Investments
12/31/2015**

Consent
Calendar Item#



Account number / name	Investment Name	Investment Type	Restrictions	Market Value
HELD BY BOND TRUSTEE:				
G/L Account # Money Market Fund				
1130-000-30 Building	BNY 113518 FRCD 08 2003 A/B Rev Fd	MM Mutual Fund	Restricted	\$ 271,775.46
Building	BNY 113522 FRCD 08 2003 B SUB IPF	MM Mutual Fund	Restricted	0.00
Building	BNY 113591 FRCD 08 03 A/B O/M RES FD	MM Mutual Fund	Restricted	7,589,824.70
1132-000-30 Building	BNY 113594 FRCD 08 03 A/B RES FD	MM Mutual Fund	Restricted	460,000.00
Building	BNY 113598 FRCD 03 A INST PMT FD	MM Mutual Fund	Restricted	0.00
Building	BNY 113599 FRCD 08 03 A SR IPF	MM Mutual Fund	Restricted	0.00
1133-000-30 Building	BNY 113601 FRCD 2003 A/B CAR/PAINT EXP	MM Mutual Fund	Restricted	3,774.72
1134-000-30 Building	BNY 113602 FRCD 2003 A/B ADMIN EXP FD	MM Mutual Fund	Restricted	95.11
1103-000-20 Water	BNY 113757 FRCD 2002 INST PMT SER B	MM Mutual Fund	Restricted	2.00
Water	BNY 113759 FRCD 2002 INST PMT SER B	MM Mutual Fund	Restricted	1.01
1102-000-20 Water	BNY 113756 FRCD INST PMT SER A	MM Mutual Fund	Restricted	770,219.00
1107-000-20 Water	BNY 113576 FRCD 2003 A CONST FUND	MM Mutual Fund	Restricted	0.00
1122-000-20 Water	BNY 113584 FRCD 2005 A CONST FUND	MM Mutual Fund	Restricted	0.00
1123-000-20 Water	BNY 113585 FRCD 2005 A INST PM	MM Mutual Fund	Restricted	192,418.68
1121-000-20 Water	BNY 113586 FRCD 2005 A RATE STAB	MM Mutual Fund	Restricted	0.00
Water	BNY 113587 FRCD 2005 A RES FD	MM Mutual Fund	Restricted	1.00
1101-000-20 Water	BNY 113764 FRCD 2002 A/B RATE STABILIZATION	MM Mutual Fund	Restricted	0.00
1108-000-20 Water	BNY 892747 FRCD 2014A COI	MM Mutual Fund	Restricted	0.00
1109-000-20 Water	BNY 892745 FRCD 2014A REDEMPTION	MM Mutual Fund	Restricted	0.00
1110-000-20 Water	BNY 892744 FRCD 2014A DEBT SERVICE	MM Mutual Fund	Restricted	9,145.84
	Subtotal			\$ 9,297,257.52
1001-000-20 Water	CASH ON HAND		Unrestricted	\$ 300.00
HELD BY RIVER CITY BANK:				
1010-000-10 FRCD	RCB 1111057982 CHECKING ACCOUNT		Unrestricted	114,238.04
1010-000-20 Water	RCB 1111063486 GENERAL CHECKING		Unrestricted	671,184.09
1020-000-20 Water	RCB 1111028001 MONEY MARKET		Unrestricted	5,435,771.59
1030-000-20 Water	RCB 1111025851 CHARGE CARD ACCOUNT		Unrestricted	510,727.11
1040-000-20 Water	RCB 1111096589 HIGH YIELD MONEY MARKET		Unrestricted	1,383,200.26
1050-000-20 Water	RCB 1111099502 DEBT SERVICE ACCOUNT		Unrestricted	4.21
1060-000-20 Water	RCB 1111097844 PAYROLL ACCOUNT		Unrestricted	287,337.23
1070-000-20 Water	RCB 1111097933 WEB PAYMENT RECEIPTS		Unrestricted	1,397,614.71
	Subtotal			\$ 9,800,077.24
1080-000-20 Water	Office of the Treasurer - Sacramento California	Investment Pool	Unrestricted	\$ 2,838,545.86
			N/A	
Total				\$ 21,936,180.62
Total Restricted				\$ 9,297,257.52
Total Unrestricted				\$ 12,638,923.10

Consultant Expenses
December 31, 2015

Consent
Calendar Item# h

Fiscal Retainer Contracts

Consultant	Description	Current Month	Paid to date	Budget/Contract Amount	Percent of year (50%)
Best Best, & Krieger**	Task orders		39,152	130,000	30.12%
Solutions by BG, Inc.	Task orders	14,792	66,493	124,636	53.35%

Project Specific Contracts

Consultant	Description	Current Month	Paid to date	Budget/Contract Amount	Percent of Contract Amount
AECOM	ERP		63,534	74,720	85.03%
MC Engineering, Inc	AMI Study		14,780	23,680	62.42%

*Capital Projects

**Legal Cost detail - FY 15/16

Operations	
FRCD	\$ 2,548
EDC	\$ 61,754
Litigation	
Other	
TOTAL	<u>64,302</u>

January 27, 2016

TO: Chairman and Directors of the Florin Resource Conservation District

FROM: Jim Malberg, Finance Manager/Treasurer

SUBJECT: **OPTIONS RELATED TO THE POTENTIAL REFUNDING OF THE FLORIN RESOURCE CONSERVATION DISTRICT DEBT**

RECOMMENDATION

It is recommended that the Florin Resource Conservation District Board of Directors adopt a motion authorizing staff to proceed with investigating an alternative for refunding a portion of the Florin Resource Conservation District's outstanding debt that includes a shortened term.

Summary

As part of reviewing and implementing strategies that will assist the Florin Resource Conservation District (District) in achieving and maintaining financial stability, staff desires to evaluate a debt refunding option that would shorten the remaining term of the outstanding debt. This action, if approved, would authorize staff to proceed with further investigation of the potential for refunding a portion of the District's debt that would ultimately shorten the term of the District's outstanding debt.

DISCUSSION

Background

On December 30, 2015 the Florin Resource Conservation District Board of Directors (Board) adopted a motion authorizing staff to proceed with engaging the financing team to investigate the potential for refunding a portion of the District's outstanding debt. This authorization was qualified in that any refunding will not exceed that amount of outstanding principal, or extend the term of the debt.

Pursuant to this authorization, an idea was brought forward to look into the potential of shortening the term of the refunded debt to possibly match the Series 2014 Bonds which mature September 1, 2032.

**OPTIONS RELATED TO THE POTENTIAL REFUNDING OF THE FLORIN
RESOURCE CONSERVATION DISTRICT DEBT**

Page 2

Present Situation

Upon a preliminary investigation, it appears that there may be viable options to shorten the term of the debt and there are at least two options available. An example of one option is to match the debt service term of the 2014 bonds which would result in increased annual debt service expense in fiscal years 2017-2034, but would result in total overall savings of approximately \$7 million. A second option might be to shorten the term to 2042 which would reduce the overall term by 4 years, resulting in a slight savings each year through 2042 and total overall savings of approximately \$3.5 million. Other options may also be available, although nothing more has been researched to date.

In order to pursue either of the two options mentioned above the team will need to look into a private placement bond issuance in addition to the traditional public offering bond issuance the District has previously undertaken. A private placement bond issue would reduce the cost of issuance as well as mitigate some to the interest rate risk associated with the public offering should the team not be able to complete the transaction before March 1, 2016.

Staff wants to make certain that the Board is informed of, and concurs with, the exploration of these two options including the possibility of issuing a private placement bond. No approval of any bond refunding action is requested at this time.

STRATEGIC PLAN CONFORMITY

The recommendation made in this staff report conforms to the FRCD/EGWD's 2012-2017 Strategic Plan. The Strategic Plan directs EGWD to achieve financial stability in order to operate in an efficient manner as to provide our ratepayers with a safe and reliable source of water for their current and future needs.

FINANCIAL SUMMARY

All financing team fees are contingent upon the successful issuance of refunding bonds which will require Board approval at a later date.

Respectfully Submitted,



JIM MALBERG
FINANCE MANAGER/TREASURER

January 27, 2016

TO: Chairman and Directors of the Florin Resource Conservation District
FROM: Stefani Phillips, Secretary
SUBJECT: **COMMITTEE MEETINGS**

RECOMMENDATION

This item is presented for information only. No action by the Board is proposed at this time.

Summary

There were no committee meetings held in the month of December 2015.

DISCUSSION

Background

At the Regular Board Meeting held on May 27, 2015, the FRCD Board of Directors determined that the committee meeting minutes will be brought to the FRCD Regular Board Meeting and placed under agenda item Committee Meetings. The agenda item Committee Meetings, were placed after Consent Calendar for approval. This item may be moved within the agenda, if necessary, by direction from Chairman Chuck Dawson. The committee meeting minutes shall be accepted by the FRCD Board of Directors.

Present Situation

There were no committee meetings held in the month of December 2015, therefore minutes were not produced.

FINANCIAL SUMMARY

There is no financial impact associated with this item at this time.

January 27, 2016

COMMITTEE MEETINGS

Page 2

Respectfully Submitted,



STEFANI PHILLIPS,
FLORIN RESOURCE CONSERVATION DISTRICT BOARD SECRETARY

SP

January 27, 2016

TO: Chairman and Directors of the Florin Resource Conservation District

FROM: Mark J. Madison, General Manager

SUBJECT: **DRAFT FLORIN RESOURCE CONSERVATION DISTRICT NEEDS ASSESSMENT**

RECOMMENDATION

This item is presented for information only. There is no action requested of the Board of Directors at this time.

Summary

The Florin Resource Conservation District (FRCD) Board of Directors (Board) directed staff to complete a Needs Assessment to investigate potential activities for the FRCD. Kampa Community Solutions, LLC was retained to complete the Needs Assessment and a draft report is now ready for the Board's review.

This item is presented to allow the Board to review and comment on the subject report. No action is requested by the Board at this time.

DISCUSSION

Background

At the July 29, 2015 FRCD Board meeting, an item was addressed relative to the potential restriction of the FRCD activities. Specifically, Director Nelson proposed that all FRCD efforts be restricted to water related activities. During that discussion, Director Elliot Mulberg requested that staff perform a Needs Assessment before any long term decisions were made by the Board and that the idea of restricting FRCD's activities be entertained only after the study was completed.

The Board agreed with Mr. Mulberg's recommendation and requested staff to solicit proposals and retain a consultant to complete the study. The Board also requested Vice-Chairman Tom Nelson and Director Mulberg to work with staff and the consultant,

DRAFT FLORIN RESOURCE CONSERVATION DISTRICT NEEDS ASSESSMENT

Page 2

as an ad hoc committee, and return back to the Board with their thoughts and recommendations once a study was prepared.

In August, 2015, proposals were received from three professional firms who were interviewed for the project. Kampa Community Solutions, LLC (Kampa) was identified as the preferred proposer and the General Manager subsequently negotiated a final scope of work and issued a purchase order on September 29, 2015 for the work.

On October 27, 2015, two stakeholder meetings were conducted to gain input from numerous individuals representing a broad cross section of the community. On November 17-19, three public workshops were also held to solicit ideas from the general public.

Present Situation

Kampa recently submitted an Administrative Draft of the Needs Assessment and this report was reviewed by staff and Directors Nelson and Mulberg. Many comments were tendered to Kampa who incorporated most into the draft report. Directors Nelson and Mulberg, as the ad hoc committee, also requested that the draft report be presented to the entire Board for your review and comment.

The attached Draft Needs Assessment is presented for the Board's review and comment and is considered to be a work in progress. This report is not considered final and is not presented to the Board for your approval. Certain other comments made by staff and the ad hoc committee are still being addressed and it is expected that the Board may have additional comments which will need to be investigated and/or incorporated.

STRATEGIC PLAN CONFORMITY

This Needs Assessment project, and the attached Draft Needs Assessment, is integral to the Board's desire to revisit the Florin Resource Conservation District/Elk Grove Water District 2012-2017 Strategic Plan.

FINANCIAL SUMMARY

There is no direct financial impact associated with this item at this time.

January 27, 2016

DRAFT FLORIN RESOURCE CONSERVATION DISTRICT NEEDS ASSESSMENT

Page 3

Respectfully Submitted,

A handwritten signature in blue ink, appearing to read "Mark J. Madison".

MARK J. MADISON
GENERAL MANAGER

MJM/mm

FLORIN RESOURCE CONSERVATION DISTRICT SERVICE NEEDS ASSESSMENT



January 27, 2015

Determining the need for enhanced resource conservation services in the region



This Service Needs Assessment Report is Prepared by Kampa Community Solutions, LLC, Peter J. Kampa President, in cooperation with our partners David Aranda, SDA and Marty Boyer of Communication Advantage



Table of Contents

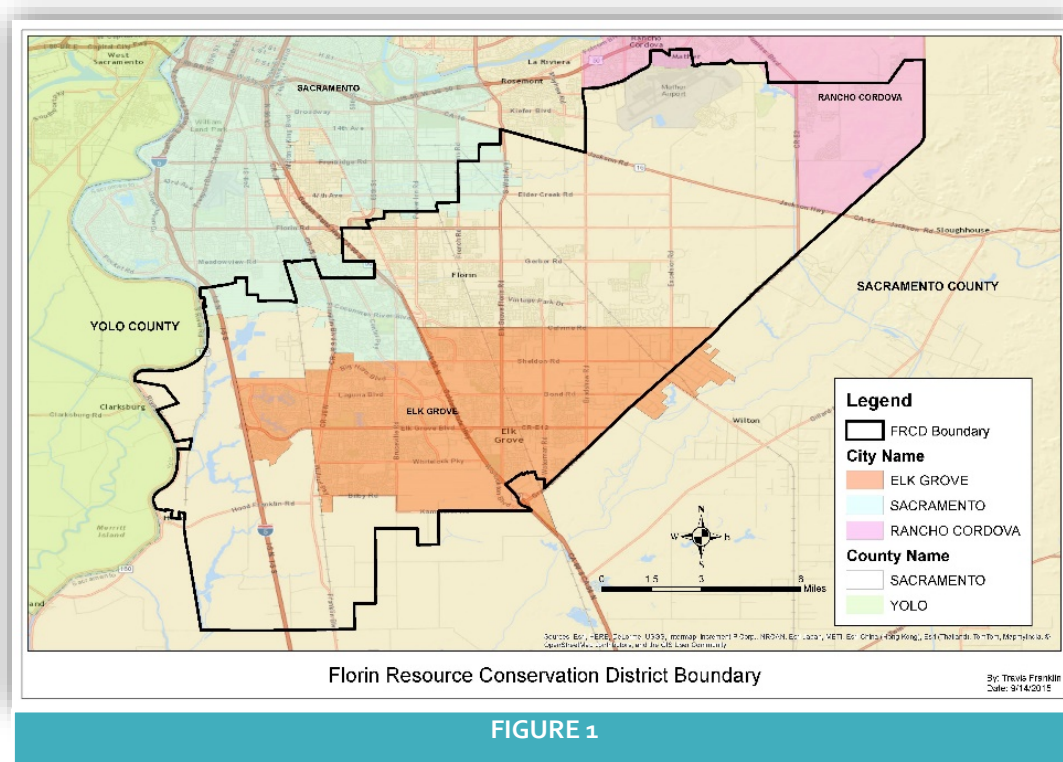
EXECUTIVE SUMMARY	2
INTRODUCTION	3
Project Goals.....	3
Study Approach	4
BACKGROUND	5
SERVICE NEEDS IDENTIFICATION	8
Needs Identification Criteria.....	8
Project Website.....	8
Needs Assessment Survey.....	9
Development Impacts.....	10
Water Conservation, Water Supply and Water Quality	10
Community Education	10
Funding for Conservation Services	10
Stakeholder Engagement.....	11
October 27, 2015 Stakeholder Meetings	11
Meeting with County Supervisor Don Nottoli	12
Individual Stakeholder Meetings	13
Public Forums.....	14
Development Related Services a Focus	15
OPPORTUNITIES	16
General Conservation Service Funding	16
Mitigation and Development Related Fees	17
Community education and outreach.....	17
Water supply enhancement.....	20
Watershed and Water Quality Protection and Enhancement	22
Agricultural Services.....	24
Land Conservation Services.....	25
Conservation (Endangered Species) Banking.....	25
Mitigation (Wetlands) Banking.....	26
The Benefits of Conservation and Mitigation Banking	26
Wildlife Conservation Services.....	30

EXECUTIVE SUMMARY

(Will be produced following FRCD Board review and comment on January 27, 2016)

INTRODUCTION

The Florin Resource Conservation District (FRCD) has engaged the services of Kampa Community Solutions LLC (KCS) to conduct an evaluation of the need for additional and new resource conservation related services within the boundaries of the FRCD.



Although the FRCD was formed in the 1950's to deliver water and soil conservation services in the area; since the 1999 the FRCD has focused the majority of its efforts on the water service delivery responsibilities following acquisition of the Elk Grove Water Works.

As a resource conservation district formed pursuant to the California Public Resources Code, the FRCD is authorized to provide a wide variety of public resource protection, conservation and enhancement services in support of local agriculture, preservation of open space including the protection of ecosystem values and wildlife habitat preservation. The boundaries of the FRCD and adjacent cities and counties are shown in Figure 1 above.

Project Goals

The Kampa Community Solutions, LLC (KCS) work scope included the following primary objectives in evaluation of service needs:

- Identify the resource conservation service needs of the population, entities, organizations and the various communities' of interest within the FRCD, and the funding opportunities available to pay the cost of identified services and projects
- Provide recommendations for identified service or activity enhancements and outline appropriate methods for their implementation and funding

Study Approach

For the most part throughout the state of California, communities are very unfamiliar with how public services are delivered. Add to the confusion the fact that there are only 100 resource conservation districts in the state, and their services are even less known than those of a local water, wastewater or fire district. The result is a disconnect between a community and its special district, such as the FRCD, which poses a challenge when trying to determine the services in which the region's population may be interested. We determined that focusing first on stakeholders and then on the public in general would provide the most meaningful results.

Through several phone meetings with the FRCD General Manager and two Board members assigned to advise the project, the following assessment criteria were developed:

1. The FRCD does not want to reinvent the wheel advancing potential services that are currently being provided by others. The FRCD wants to respect and support that activity if possible rather than compete for services.
2. The FRCD cannot provide resource conservation services for which a funding source cannot be identified. It is understood that one-time grant funding is regularly available for specific resource conservation services and projects for which FRCD will be eligible, but the FRCD wants assurance of the long term sustainability of any new services to be undertaken.
3. The FRCD and other agencies and service providers may be able to benefit by partnering with each other and the Needs Assessment is to identify opportunities to partner where relevant.
4. No Elk Grove Water District funding is available to fund resource conservation services that do not directly benefit Elk Grove Water customers.

Any new resource conservation services recommended to the FRCD for further consideration are to be consistent with the above criteria. Therefore, it was important to not only identify what services are desired by the community, but also whether they are currently being provided by others, and if the FRCD is to consider additional services, what are the short and long term funding opportunities to sustain the service on a long enough term to make any initial investment cost effective.

To determine the services needed and already provided, the KCS scope of work included:

- Identification of key stakeholders in the region who represent a "community of interest" and are the most likely to have an interest in the current and future services of the FRCD including local government, NRCS, economic development, agricultural and environmental interests, business, development, civic and non-profit organizations
- Becoming educated on the FRCD, and services provided by neighboring special districts and RCDs in other areas
- Using various communication means to educate the population within FRCD and regional stakeholders, seeking input and involvement in identifying service gaps and needs region wide

- Organize and conduct community forums to inform and receive input, and
- Involve and engage local media to inform the region to enhance project understanding and promote involvement and input

BACKGROUND

Resource Conservation Districts are one of California's earliest grassroots conservation organizations that identify conservation needs and support local land managers in implementing solutions on a voluntary basis. The catastrophic soil losses of the dust bowl sparked national and state recognition that soil erosion was the greatest challenge to the country's ability to feed its people and be a leader in agricultural production. Non-regulatory Conservation Districts were conceived by the federal government and were later sanctioned by the State of California in 1938 to provide assistance to local managers in addressing soil and resource conservation challenges.

Prior to World War II, Florin was well known for its grapes and strawberries. Almost all of the area now encompassed by the FRCD boundaries was in agricultural production, including dairies, orchards, grain and other feed. Many farms were operated by families of Japanese descent. After the internment of 1942-1945, when many properties were neglected, the Florin community struggled to recover. In 1950, a committee of Florin farmers submitted a proposal to form a special district intended to assist farmers in the region in making their lands productive. The specific intents of the new soil conservation district would be efficient use of irrigation water, improved drainage, flood control and other land improvements.

On June 23, 1953, a public election determined the establishment of the Florin Soil Conservation District (FSCD) and its first five-member board of directors. The FSCD's very first work plan, written in 1953, identified the importance of wise irrigation use and the necessity of not depleting the area's underground water supplies. In 1954, the board executed a Memorandum of Understanding with the USDA, beginning a long and productive partnership.

During the first years of the organization, two additions were made to the boundaries, a region around Franklin and the Waegell addition, a property near Florin Road, Grant Line and Sunrise Blvd. The Franklin addition expanded the District into Elk Grove. With grant money, equipment was purchased for water management projects, such as irrigation and drainage improvements. The FRCD also had a wildlife program, coordinating the sale of plants grown by the residents of the Preston School of Industry, Sacramento County's Boy's Ranch and Folsom Prison and planting habitat for game birds and rabbits. As Sacramento



grew, the Florin area transitioned from a farm community into a Sacramento neighborhood. The FRCD transitioned too, moving its headquarters and focus south to Elk Grove.

Seeking an expansion in its authorized public services, in 1971 the FSCD reorganized into a Resource Conservation District, named the Florin Resource Conservation District, formed and operating in accordance with Division 9 of the California Public Resources Code. Chapter 3, Article 9 of Division 9, included for reference as Attachment A, details the general powers of the FRCD. In December 1999, the FRCD also purchased the Elk Grove Water Works, now operating as the Elk Grove Water District which provides domestic water service to a portion of the urbanized area of Elk Grove.

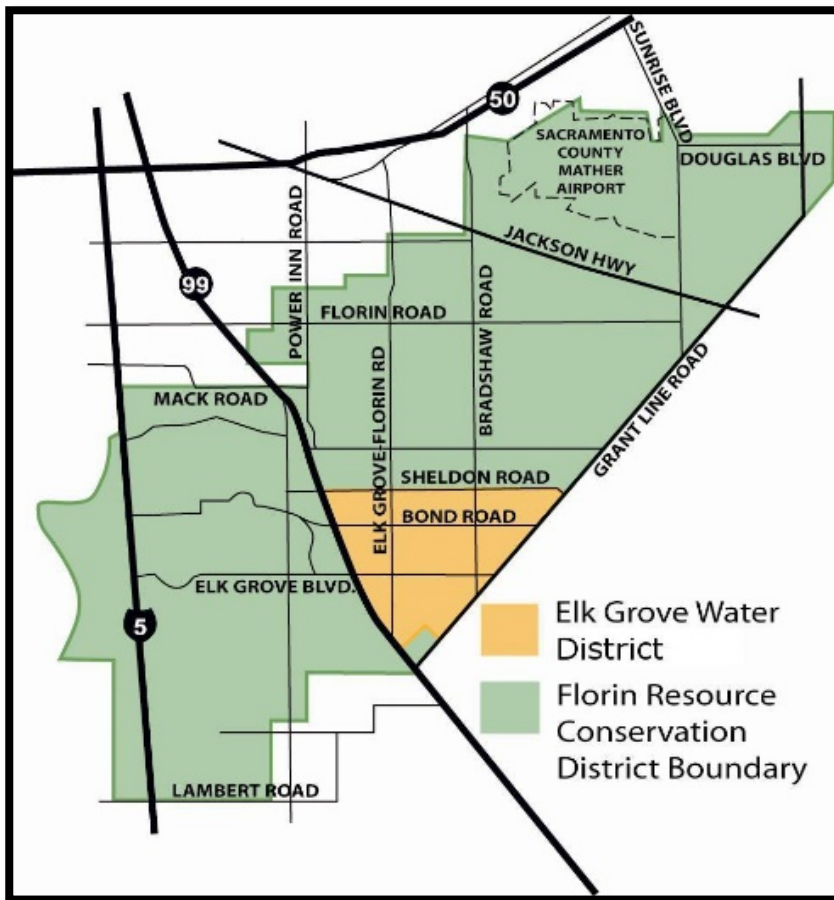


FIGURE 2

During the 45 years after the formation of the FRCD, there was an intense period of land development and change in the region. Where grapes and strawberries once grew, homes, commercial businesses, schools now exist including their supporting infrastructure such as roads, water and wastewater facilities. This growth resulted in changes in regional water use from agricultural to municipal and industrial, increases in wastewater discharges and a more intensified storm water runoff pattern. The major roads of the area within the FRCD boundaries are shown in Figure 2.

Farm and grazing lands in California decreased by more than 1.4 million acres between 1984 and 2010¹, and urbanization accounts for the vast majority of this decrease, at 1.1 million acres. The cities of Elk Grove and Rancho Cordova, while rapidly growing, have adopted various

requirements and strategies to mitigate the impact of new development. The effect was to preserve quality of life for residents and visitors to the area, while at the same time protecting the natural environment to a reasonable degree and as required by state planning and development laws.

¹ <http://www.conservation.ca.gov/dlrp/fmmp/trends/Pages/FastFacts.aspx>

Concurrently with the urbanization of California's prime farmland, the state's water rights and water quality control functions have seen tremendous change caused by amendments to the Federal Clean Water Act, Delta Legislation of 2009 and most recently the California Sustainable Groundwater Management Act/Program. Numerous resulting regulatory changes and additions have been enacted affecting all aspects of our local community from groundwater monitoring and reporting, to agricultural irrigation runoff and urban water use restrictions. Post Proposition 13 and 218, California communities through their public service providers have had a hard time financially maintaining services in compliance with this rapid rate of regulatory change.

Throughout the state California's nearly 100 Resource Conservation Districts (RCDs) are seeing community pressure to take a more active role in activities that maintain "quality of life", especially in the urban/rural communities. With budget cuts in state agencies, water and wastewater providers, more and more water quality and water supply related activities are being allocated to RCDs through partnership arrangements, funded by state water bond grant dollars. Well-funded, progressive RCDs in areas of the state with a high degree of environmental activism and/or conservationism have secured large amounts of grant funds to develop and implement regional water quality and water supply solutions², with projects such as watershed, meadow and stream restorations to enhance water supply and ecosystem viability; and programs such as Quagga Muscle³ inspection and eradication, property inspections and for education on storm water runoff management⁴.

Since its inception and within the limited funding available, the FRCD has been providing services to maximize soil, water and related natural resource conservation opportunities through coordination of technical, financial and educational resources. The FRCD has attempted to increase funding for its resource conservation services through grants, and by purchasing investment properties. To date, the investment properties have not produced adequate revenue for FRCD activities, and these properties have recently been sold.

The FRCD's primary source of revenue are the rates, fees and charges of the Elk Grove Water District; which are legally allowed to be spent only on activities that benefit Elk Grove Water District customers. Any resource conservation services not directly benefitting the EGWD customers must be funded by other means. With virtually no income to fund the operation of the FRCD's conservation services, and the FRCD manager and staff serving the FRCD basically as volunteers during time away from the Elk Grove Water District functions, the prospect of seeking grants arbitrarily is daunting and an unwise use of public resources, especially when the grants would be to fund programs or services for which there is no documented community need.

² <http://tahoercd.org/conservation-landscaping-and-bmps/>

³ <http://tahoercd.org/tahoe-aquatic-invasive-species-programs/>

⁴ <http://tahoercd.org/tahoe-stormwater-monitoring/>

SERVICE NEEDS IDENTIFICATION

Due to the relative lack of public understanding of the services provided by special districts in general, and specifically those services provided by FRCD, in order to receive competent public input, they would need to receive generic information about the FRCD and its services, as well as the services' potential of



Resource Conservation Districts (RCDs) in general. The Needs Assessment involved providing information to the public by means of radio and newspaper articles, a dedicated project website, public notification of the project and its website, and a series of public forums to be conducted in mid-November 2015. A report detailing the media, community and stakeholder outreach performed is included in this report as Attachment B.

Needs Identification Criteria

The project team developed the following criteria to be used in identification of the community resource conservation service needs. Each of these criteria were individually identified and discussed with the

public in attendance at the three public forums further discussed below.

1. The FRCD does not intent to take on or take over services currently provided by others. The proper procedure would be for the public to address the current service provider with requests for service enhancements.
2. There is limited funding currently available from the FRCD and Elk Grove Water District to take on additional resource conservation services. In order to provide a new service, an acceptable source of revenue to fund the cost of the service would need to be secured.

Project Website

The project website, www.frcdstudy.com was developed and launched on October 18, 2015, with an intended dual purpose. First, the website is intended to educate the visiting public on the FRCD, its services and the Needs Assessment. Secondly, the website's content was intended to lead viewers to a Needs Assessment survey, completion of which would provide the FRCD competent responses to specific resource conservation related service questions; intended to understand public services priority and interest in funding the cost of the services. The five main pages of the project website are included in this Report as Attachment C. Links from the Elk Grove Water Service/Water District website provided approximately 50% of the traffic feed into the website, while the other half came from direct address entries and search engine referrals.

Between October 18, 2015 and January 14, 2016, the website received 457 views from 124 different persons, with 165 of the visitors viewing multiple pages with sessions lasting in excess of 30 minutes. The majority of the website activity took place between November 1, 2015 and November 20, 2015, during which time website visitors were directed on every page to the Needs Assessment Survey. The survey and results are included as Attachment D to this Report.

Needs Assessment Survey

The survey results, although small in numbers, are considered valid for the purpose of this Needs Assessment due to the fact that nearly all results support the same theme, of a local environmental activism population with interests in solid resource conservation services related to water quality, water supply and its protection, and an interest to pay a nominal amount to receive those services. The survey respondents appear to have become informed on the issues based on their consistent and thoughtful responses, and the majority of the surveys appear to have been taken in conjunction with either significant review of website information provided, or during/following attendance at one of the public forums. The survey results and our interpretation of them are summarized below.

Experience and participation in Existing FRCD Programs

Survey responses showed very little awareness or participation in the current FRCD resources conservation activities.

Resource Conservation Service Priorities

Nearly all respondents felt that activities that affect water supply or groundwater quality are very important for the FRCD to consider, while the broader topic of watershed protection and enhancement, and groundwater recharge was supported just below the very important ranking. Respondents felt that other resource conservation activities such as open space preservation, invasive weed management, vegetation control, community outreach and education were between somewhat and very important.

Agricultural Land Preservation

From the perspective of maintaining the rural feel of the community and for reserving lands for agricultural pilot projects, 75% of the survey respondents felt that agricultural land preservation was marginally important. Agricultural land preservation for the benefit of wildlife habitat, local food crop production and from a water use, water resources perspective was favored as important to very important. Nearly all respondents also strongly supported the FRCD partnering with others in the preservation of agricultural lands. All of the survey respondents felt that the FRCD should be involved in some way with conservation planning, and 66% favored FRCD involvement in providing technical assistance to, developing Best Management Practices (BMP) and conducting irrigation water use assessments for farmers. Nearly all survey respondents felt that the FRCD should provide education and training for farmers in the region.

Development Impacts

All survey respondents agreed on the need for natural resource conservation to help protect the soil, water, wildlife habitat, agricultural land and resources that support continued agriculture (e.g., honey bees, groundwater quality and quantity, weed abatement, fire protection, creek restoration, etc.) as the population increases. All respondents also have concerns with the impact of new development on the natural resources of the region such as water, watersheds, soil and wildlife. Again, when asked the types of resource conservation services they valued the most to be protected as the region grows, respondents clearly felt that water quality, water conservation and wildlife habitat preservation were the most important to protect.

Water Conservation, Water Supply and Water Quality

When asked specific questions about water related issues and services, no survey respondents felt that the level of water conservation services provided were completely adequate. Responses ranged from completely inadequate to marginally adequate for water conservation financial incentives; while for irrigation assessments, education and outreach and demonstration gardens, respondents felt local water conservation services were marginally adequate. Overall water conservation planning fared a little better with the majority of respondents feeling the services were solidly marginally adequate.

85% of the respondents strongly supported Florin RCD involvement in regional water supply projects such as groundwater recharge. 100% of those surveyed supported community volunteer opportunities such as local creek and stream cleanup and restoration projects and once again the vast majority strongly support FRCD involvement in regional groundwater protection and water supply solutions. While a very high level of support was shown for FRCD involvement in ecosystem restoration projects, there was only moderate support for invasive species removal projects, land management planning and revegetation efforts. A moderately high level of support was seen for FRCD involvement with bee pollinator habitat work.

Community Education

When asked specifically if the Florin RCD was to increase its community resource conservation education program, conducting classes on a variety of resource conservation interest areas, the response was once again confirming stronger support for both adult and youth education on watershed, surface water and groundwater protection; while wildlife habitat improvement on private property and invasive weed control saw support, but at a lower level. 80% of the respondents courses in Urban Agriculture as important to very important, while courses for homeowner and business practices to reduce storm water runoff for pollution control and the production of written, video and audio materials on all of the above for public distribution was supported by 100% as important to very important.

Funding for Conservation Services

Survey responses were split with 14% showing no support, 28% somewhat supporting, 28% between somewhat and strong support, and 28% strongly supporting either a property assessment or utility user's

fee to support the priority resource conservation services. 85% support was shown for both user fees tied directly to a particular service such as class tuition, as well as the use of grants to fund new services. All survey respondents felt that the use of a combination of the above identified funding sources was the best means of funding resource conservation services.

Stakeholder Engagement

The project team identified with the following; all of which having a direct interest in the health and vitality of the natural resources of the region:

- Nonprofit groups
- Agricultural and development interests
- Conservation organizations
- Local and regional land and water resource managers

The stakeholders were classified as two broad categories: Government and Nongovernment organizations for the purpose of scheduling and conducting separate meetings for each of the groups on October 27, 2015. The stakeholder list and contact information is included in this report as Attachment E.

Early on in the process of engaging stakeholders, the project team realized that the responsible persons identified to be engaged as part of the initial outreach process, were going to be difficult to secure in personal attendance at early-stage planning sessions such as those scheduled on October 27, 2015. Therefore, following the initial stakeholder meeting, the project team repeatedly attempted to schedule phone or personal meetings with each of the members on the stakeholder list. Summarized below is the feedback received from all stakeholders engaged; from which our Recommendations and Implementation Actions sections of this report are based.

October 27, 2015 Stakeholder Meetings

Twenty-six needs assessment stakeholders were identified and invited to participate in this initial planning meeting. Attendees included Don Lockhart of Sacramento LAFCO and Rob Swartz of the Regional Water Authority/Lower American River IRWMP. Mr. Lockhart was primarily interested in the possibility of FRCD providing services related to implementation of Urban Agriculture ordinances and regulations adopted by local cities and Sacramento County, as well as services in support of new development in the region. Mr. Schwartz provided significant input regarding the opportunities for FRCD to facilitate regional water supply solutions in both groundwater banking and enhanced water conservation opportunities. Mr. Schwartz conveyed the many water resources objectives contained in the 2013 updated Lower American River IRWMP with which the FRCD may be the logical regional entity rather than reinventing the wheel by expanding the services offered by the upstart Groundwater Authority.

Meeting with County Supervisor Don Nottoli

Marty Boyer of Communication Advantage, project team communication specialist, met personally with long time Sacramento county Supervisor Don Nottoli to discuss the FRCD Needs Assessment Project, to seek input and assistance in identifying community resource conservation needs. Almost all of the FRCD jurisdiction is in Supervisor Nottoli's district. A small piece of the FRCD along it's northern edge near Mack Road between Highway 99 and I-5, is in Supervisor Patrick Kennedy's district.

Mr. Nottoli provided excellent input on things going on and what might be important to the long-term future of FRCD. Mr. Nottoli is of the opinion that there is a significant opportunity for FRCD to provide a broad array of resource conservation services to the region, especially as it relates to future growth.

Mr. Nottoli described the various major land development projects, all of which are in various stages of approvals and entitlements through the county. Nottoli confirmed during the public forums, further described below, that no public entities are providing development support or mitigation services such as open space, habitat and other easement management; wetlands, water quality or water supply mitigation services. Nottoli concluded that using existing government form and function, such as FRCD to provide development related services is much more efficient and cost effective than forming more County Service Areas (CSA) which has been the past practice.

There are four planned communities to the north and east of Elk Grove Water District that are the largest, most active and serious proposals for developments in various stages of application/approval, all of which are General Plan consistent. If built as proposed, the projects would add up to about 30,000 homes, plus commercial/service and support/infrastructure projects required to serve them. Supervisor Nottoli expects significant construction over the next 10 years and full build-out to take up to 25 years.

Several of the more ambitious developments, such as Teichert (under the name of Stonebridge's New Brighton) is far along in approvals, brings 5,800 homes, & includes urban/ag set-asides. Some of the other development projects include planned agricultural land conservation, such as property set aside for community gardens and other common community use; all of which require management for which the FRCD would be suited.

The four largest land development projects identified by Mr. Nottoli are:

- Stonebridge/New Brighton (by Teichert Construction)
- West Jackson Hwy (a. Granite Construction, b. Jackson Township)
- NewBridge (Near Hwy 16/Jackson Hwy, and Sunrise)
- Mather South Community - a large project approved by the County within the last year, but recently put on pause in October 2015 due to identified wetland and habitat issues identified in the project's environmental review related to vernal pools located within the project site.

Supervisor Nottoli is not aware of any existing agencies with which any new conservation related services provided by FRCD would overlap or conflict, especially in the management, protection and improvement of wetlands, vernal pools, conserved agricultural lands, soil erosion and other development related mitigation services.

Nottoli noted that there is an operating, funded conservancy entity titled Bryte Ranch that has a mission to protect vernal pools, Swenson hawks, garter snakes, and other environmental resources in an area around Grantline Road and Calvine Road⁵.

Also, the County is in the process of developing an Urban Agriculture Ordinance that ensures the future for agriculture in the unincorporated area within the FRCD boundaries. Supervisor Nottoli sees a natural connection between the FRCD resource conservation mission and the County's desire to preserve agricultural lands for future community benefit. He was intrigued and receptive to notion of a role for a "small public agency" that might bring conservation education services in partnership with developers and serve the developers, builders, commercial newcomers, and new communities, helping establish "good resource management practices" as the communities develop.

Individual Stakeholder Meetings

David Aranda met directly with the following individuals:

Jeff Ramos, General Manager of Consumnes Community Services District (CSD), with management staff in attendance. The CSD Fire Chief was not available for the meeting but was to receive information from Mr. Ramos specifically in regard to fire prevention related work that RCD's do. It is recommended that follow up meetings between the FRCD and CSD occur to review the recommendations of this report and to determine any identified needs and partnership opportunities.

Gary Goodman, Sacramento-Yolo Mosquito & Vector Control District in Sacramento. Mr. Goodman provided some very important insight as to the difficulties they are having in regard to prevention of Mosquito growth as opposed to Drain/Catch Basin laws and how some communities are having real difficulty with preventing Mosquito breeding because of the contour of the areas. A follow up discussion with Mr. Goodman is recommended.

Dwane Coffee of the National Resource Conservation Service (NRCS), who has a long history and provided various thoughts and ideas. We recommend that the FRCD set an appointment with him to follow up on his thoughts and determine the viability of some of his ideas.

Bart McDermott of the Stone Lakes Preserve National Wildlife Refuge (SLPNWR). Mr. McDermott was very interested and willing to participate in the Service Needs Assessment and following planning processes, and recommended that the FRCD engage the Friends of Stone Lakes group as well. An email from Mr. McDermott containing contact information and providing the resource conservation service

⁵ Additional information provided in the [Land Conservation Services](#) Section and Table 1 of this report

interests of the SLPNWR is included herein as Attachment F. Mr. McDermott also wanted to know if the FRCD would like a donation of some property from a contact he had. We recommend a follow up visit with Mr. McDermott and for the FRCD to make initial contact with the "Friends of Stone Lakes" nonprofit group.

Barbara Washburn of the Laguna Creek Watershed Council. She was excited to hear that Florin RCD was getting involved in possible projects related to RCD's. She sent a follow up e-mail included herein as Attachment G. Ms. Washburn is another person for the FRCD to stay in touch with on a regular basis.

Ray Tretheway of the Sacramento Tree Foundation. A good general discussion and a person that should be aware of what Florin RCD is doing.

Carl Werder is the Agricultural-Residential Representative, Sacramento County Groundwater Authority Board of Directors. He is new on the board and provided input similar to other stakeholders.

Robert Smith of the North State Building Industry Association and he was very receptive to what the Florin RCD is about, potentially. He would be a very good contact as development of homes continues. He specifically said that there are times where his association needs assistance in moving a process along.

Rob Donlan as his office. He is a board member of the Nature Conservancy and suggested that the Florin RCD make contact with the Executive Director. He was very receptive to the fact that Florin RCD was looking at pursuing interests for the area.

Charlotte Mitchell, Sacramento Farm Bureau and was very happy to see the RCD get involved again. It is recommended that the FRCD review the findings in this report with her directly.

Public Forums

Three public forums were scheduled on November 17, 18 and 19, 2015 in locations throughout the FRCD, with the meeting notice advertised through local newspaper and radio media, on the project and EGWD websites, as well as by email distribution to the project stakeholder list. Attachment H contains the meeting notice and a map of the public forum dates and locations. The intent of the public forums was to receive general input from the public on the resource conservation needs of the community. Several common themes were apparent in each of the forums:

- a) There exists a water resources and land use planning information gap and lack of engagement among the county and cities with the responsible districts, utilities and other public service providers.
- b) There are many entities and organizations involved in resource conservation and environmental education and FRCD should communicate and coordinate any additional outreach/education services with these entities rather than compete for the small available pot of money.

- c) There is a general concern with water supply sustainability to support new development and a general interest in FRCD taking on some role in partnering in the management of the region's water resources from a supply and water quality perspective.
- d) If the FRCD is to take on any new resource conservation services, the potential for impacts to other agencies and service providers should be considered.

Though all three forums were attended by very engaged community members, the second meeting held at Splash Center on November 18, 2015 brought the highest public attendance and the most knowledge of the resource conservation needs and concerns. In addition to confirmation of the topics discussed in items 1 through 4 above, the discussion during this meeting focused squarely on the resource conservation needs and potential opportunities for the FRCD related to the proposed new land development projects.

Development Related Services a Focus

The County has many land development requirements and restrictions contained within their General Plan, Community/Area Plans, Conservation and other specific plans, and with which new land development projects must comply. Some of the requirements relate to items such as mandatory agricultural land conservation in support of community gardens, to land conserved for critical habitat migration, wetland and water quality protection and other mitigation measures.

In conjunction with approval of the land development projects, the county has historically required the developer to fund the cost of creation of a new entity to manage the mitigation lands and related services in perpetuity. Depending upon the size and complexity of the development and any documented potential environmental impacts, public service needs identified and lands set aside to meet conservation requirements, the County will either require the formation of a new County Service Area⁶ or new special district to provide the structure and process to finance and manage the new services.

Supervisor Nottoli, in attendance at the Splash Center public forum, again reiterated publicly the benefit of having an entity such as the FRCD whose boundaries span the entire south county area where environmental concerns are most prevalent. In one of the areas most impacted by planned future development in terms of concerns with wetlands and vernal pool impacts, the audience in attendance at the meeting seemed to support the notion of the FRCD considering providing some form of development mitigation services, rather than the continued formation of more and more county service areas. It was recommended that the FRCD coordinate with the County Community Development Department and potentially reach out to the major land developers to determine the potential for partnerships and/or direct service provision. Funding for development mitigation services may be possibly part of land conservation activities and construction improvements paid by developers, with property related assessments, fees or charges funding the ongoing service delivery costs.

⁶ California Government Code Section 25210 et seq.

OPPORTUNITIES

General Conservation Service Funding

The goal of the FRCD through this exercise is to determine if the community needs additional resource conservation services and if so, to identify funding opportunities to provide the services. The FRCD has been counseled by its attorney that using any Elk Grove Water District revenue to fund virtually unrelated resource conservation services, is not allowed under the state's laws. Therefore, it is imperative that any new conservation service provided by FRCD, that does not directly benefit EGWD customers, be financially self-supporting.

The majority of RCDs throughout the state have annual funding that comes from competitively sought grants, professional service agreements, tax-deductible donations, and in some cases revenue from the sale of wine grapes and other crops grown sustainably on demonstration property. RCDs consistently seeks to diversify their revenue sources to mitigate for the inherent risk in their funding structure. Part of the responsibility placed on the many RCD's professional employees such as grant administrators, biologists, chemists and engineers; is to continue the pursuit of grant funding sources and service agreements to provide a continued funding stream to keep them employed in the ensuing year.

Once initial conservation service grants or service agreements are in place with revenue flowing and require the routine effort of existing EGWD professional employees such as the General Manager, Finance Manager, Human Resources Specialist and Management Analyst, as well as the Board, boardroom and office equipment; revenue will flow from the resource conservation grants and agreements toward the overhead/administrative cost of operating the FRCD in general. An overhead cost allocation plan will need to be developed and remain flexible enough to ebb and flow proportionally to the services provided by current EGWD employees to the resource conservation activities. Interim financing or loaning of EGWD staff should be considered to provide the services necessary to perform the initial resource service planning and to secure the initial grant and agreement payments.

In addition to service agreements and grants; as further described below, development mitigation fees, banking agreements, water sales, class tuition and property special taxes and assessments are all means to assist in the financial health and success of the FRCD resource conservation services.

It may also be helpful to have FRCD Board, management and staff involvement in RCD activities on a statewide level by attending the state RCD conferences, meeting with regional RCD managers, attending funding fairs such as held by the California Infrastructure Finance Coordination Committee⁷.

⁷ <http://www.cfcc.ca.gov/>. Formed in 1998 and made up of six state and federal grant and loan funding agencies; a one stop shop for project funding, with a single uniform application considered by all agencies

Mitigation and Development Related Fees

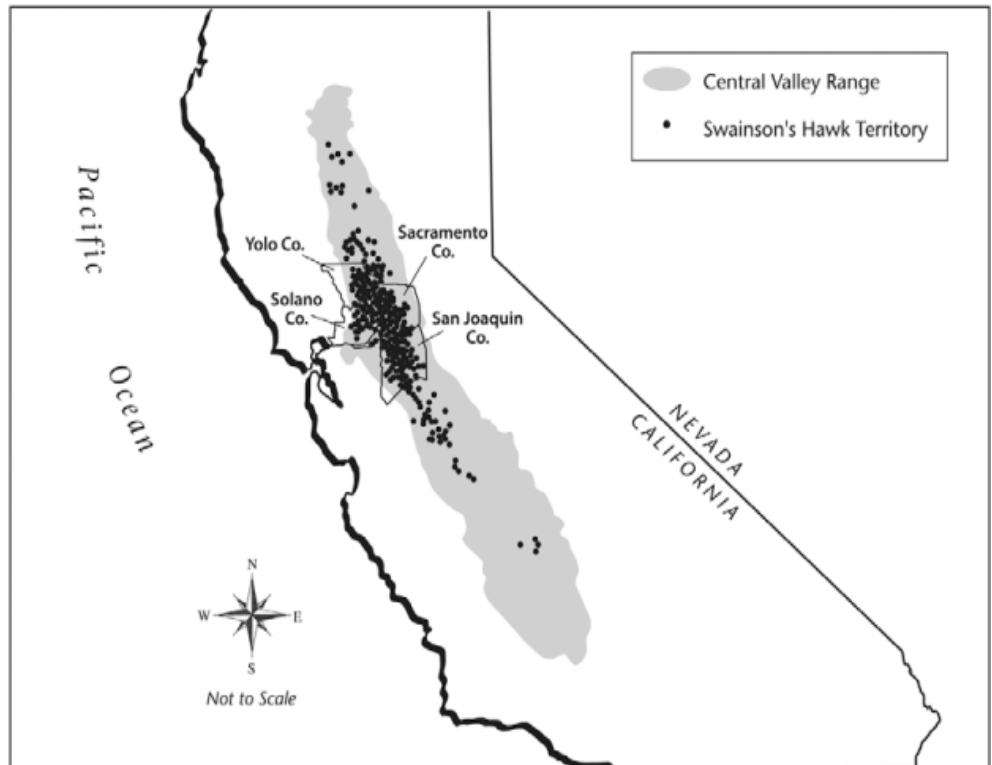
In order to charge a mitigation fee, a standard of service must be adopted by the FRCD, so that as the potential environmental impacts of each new land development project, as it is being considered by the County or cities, can be determined relative to the service standards and policies adopted by the FRCD. Examples of locally adopted environmental standards can be found in the policies of the City of Elk Grove, as it relates to the protection of the Swainson's Hawk⁸.



Swainson's Hawk Migration and Foraging Corridor

Community education and outreach

In partnership with the cities, county and various existing natural resources and environmental outreach and education organizations described in this Report, there is an identified need and interest for FRCD coordination and active engagement in community education services. The community needs are most apparent in the water quality protection, water conservation and groundwater management areas, and there are emerging needs for developing and



manage community gardens, conduct food production gardening classes, irrigation and runoff

8

http://www.elkgrovecity.org/city_hall/departments_divisions/planning/resources_and_policies/swainsons_hawk_program

management pilot studies and BMP development, facilitate farming related job growth, promote healthy living and urban farming.

Added Service Cost and Effort

To provide additional community education, the FRCD may need to hire others to coordinate and deliver programs, coordinate with other natural resource education service providers, secure grants and other funding, as well as management and financial staff effort from existing EGWD employees in exchange for proportional overhead payments from educational services funds. The cost of providing these services will likely be relatively small, in the tens of thousands maximum, with the program budget based on the number of classes and programs, locations, instructor and facility costs, office supplies and business equipment needed to support the program.

One major opportunity for the FRCD comes in the form of acquisition of, or agreement for management of conservation land for either/both wildlife habitat enhancements, wetland mitigation and enhancement, vernal pool or agricultural land preservation. During stakeholder contact and in community forums, the need to have outdoor locations for on the ground education programs was expressed. The cost of acquisition of the land rights can cost in the tens to hundreds of thousands of dollars based on the amount of rights needed and the local real estate market. In many cases, lands acquired for other purposes can serve a double purpose in community education; such as land acquired for water supply or water quality enhancements, or received as a donation related to a land development project and its mitigation measures.

The cost to maintain the property and any improvements thereon can range from the thousands to the tens of thousands of dollars annually based on the amount of trash generated, vandalism and other cleanup and property maintenance issues, insurance and maintenance of any supporting infrastructure or facilities.

For example, if the FRCD were to acquire funds and construct an all-weather, publicly available, handicapped accessible outdoor classroom facility in which education partners would provide classes to the public, significant property improvement would be required such as a parking area, walking trail, shade/cover structures and benches, and a floating dock in the wetlands. These types of facilities can be very popular and garner traffic both with organized education, as well as general, unsupervised public access. The cost for construction, repair and maintenance of such an improved facility would be significantly more than an outdoor classroom facility with no improved trails or other infrastructure, and used only occasionally by organized education entities.

When it comes to public facilities such as outdoor classrooms, nature trails and the like, there is typically no shortage of organized volunteer labor available to help defray the ongoing cost of facility operation. Many Park and Recreation (special) Districts and RCDs own and operate publically accessible open space, nature trails, outdoor classroom facilities and other park type features; and participating in the California

Special Districts Association (CSDA) online “listserve”⁹ community can provide the FRCD free access to the policies, funding, programs and facilities provided, volunteer programs and other information regarding how to develop, fund and efficiently manage such public facilities.

Funding

The majority of RCDs throughout the state rely almost entirely on state and federal grant funds to support community education activities and the related projects that support them. The existing non-profit educational organizations typically compete heavily for funds available through public education funding, and grants from foundations, non-profit conservation and environmental organizations. The FRCD has a 70-year track record providing resource conservation services and its collaboratively planned, multi benefit public education projects and initiatives would not only be directly eligible for state and federal grant funding, but would also be a high priority based on current development pressures, likely community support and the identified needs of the local agencies.



State grants funded under Proposition 1, the Water Quality, Supply, and Infrastructure Improvement Act of 2014, through programs such as the Watershed Restoration & Delta Water Quality and Ecosystem Restoration Grant Programs administered by the California Department of Fish and Wildlife, provide funding for projects and initiatives that can support regional natural resource stewardship and conservation through community education related projects.

In addition, the California Wildlife Conservation Board (WCB)¹⁰ has numerous funding programs related to the purchase and preservation of lands for wildlife habitat enhancement and construction or related public recreational facilities; which are directly relevant to many community outdoor educational opportunities and needs within the region. The WCB is an independent Board with authority and funding to carry out an acquisition and development program for wildlife conservation (California Fish and Game Code 1300, et seq.). WCB consists of the President of the Fish and Game Commission, the Director of the California Department of Fish and Wildlife and the Director of the Department of Finance.

The primary responsibilities of WCB are to select, authorize and allocate funds for the purchase of land and waters suitable for recreation purposes and the preservation, protection and restoration of wildlife habitat.

⁹ <http://www.csda.net/login/listserv/>. With over 200 CSDA members subscribed, listserve is a powerful communication tool for members

¹⁰ <https://www.wcb.ca.gov/>

WCB approves and funds projects that set aside lands within the State for such purposes, through acquisition or other means, to meet these objectives. WCB can also authorize the construction of facilities for recreational purposes on property in which it has a proprietary interest.

Other funding opportunities include the Sacramento Regional Community Foundation; a draft potential new program and funding arrangement is included herein as Attachment I.

Recommended Implementation Actions

The primary effort in enhancing the resource related public education and outreach efforts of the FRCD should be to identify and collaborate with the various education providing stakeholders as identified in Attachment I, and as described below:

1. Engage the existing organizations providing community education and outreach related to resource conservation and determine educational service gaps and areas where a regional government entity such as FRCD can offer “boots on the ground” programs, bridging the information gap, providing a physical location to put classroom learning to use by completing projects such as outdoor classrooms, nature/wildlife trails, invasive weed abatement and fire fuel reduction. The following organizations have been identified as either currently providing, partnering, or funding such education services:
 - a. California Environmental Education Community (<http://www.creec.org/>)
 - b. California Association for Environmental and Outdoor Education (<https://aeoe.org/>)
 - c. Soil Born Farms (<https://www.soilborn.org/>)
 - d. Sacramento Natural Foods Coop (<http://www.sacfoodcoop.com/>)
 - e. Effie Yeaw Nature Center (<http://www.sacnaturecenter.net/>)
 - f. Sacramento Valley Conservancy (<http://www.sacramentovalleyconservancy.org/>)
 - g. Nature Conservancy of California (<http://www.conserveca.org/>)
 - h. Action Research Network of the Americas (<https://sites.google.com/site/arnaconnect/>)
 - i. Stone Lakes National Wildlife Refuge (http://www.fws.gov/refuge/stone_lakes)
 - j. Regional public schools
2. Collaborate with other public agencies – Southgate Park and Recreation, and Consumnes CSD may want to partner on open space, trails, outdoor educational services in the region.

Water supply enhancement

Specific activities for further consideration include surface water to groundwater recharge, stormwater storage and diversion to groundwater recharge, targeted water conservation programs, pilot studies and projects for greywater/rainwater and reclaimed water reuse, water demand management, groundwater banking and related water transfers, wetland or watershed land mitigation banking.

With regard to groundwater recharge and groundwater banking, this may produce revenue for the FRCD, but may require significant strategy, legal and infrastructure investments. However, there is an identified

need regionally for restoring, protecting and enhancing the groundwater supply as detailed in the Lower American River Integrated Regional Water Management Plan (IRWMP)¹¹. It is our belief that the FRCD is the appropriate entity and well poised through this regional water management group, as well as in cooperation with the Groundwater Management Authority to address the identified local groundwater concerns, while at the same time improving the regional water supply portfolio and provide cost recovery for FRCD activities.

Added Service Cost and Effort

The cost of performing the research, legal work and agreements, pilot studies, planning, design and permitting of any groundwater recharge and/or banking projects will produce one-time and concurrent costs of between the tens of thousands to hundreds of thousands and more, depending upon the number, scope and types of specific projects identified. Implementation work will range between the millions and tens of millions, depending upon the projects. Ongoing maintenance costs for operation of groundwater recharge facilities, possibly including treatment, will range between the tens to hundreds of thousands annually with the major expense being personnel, professional services, power, system repair and maintenance activities.

Funding

Any groundwater recharge and/or banking arrangement would receive capital contributions from development mitigation (capacity) fees and the beneficiaries and users of the groundwater supply, Planning and Implementation funding through the Department of Water Resources, IRWMP program allocations from Proposition 1¹², federal water resources development act appropriations, the State Water Resources Control Board programs for water supply, water quality, drinking water and stormwater management¹³, and the Department of Water Resources Groundwater Recharge Fund¹⁴.

Recommended Implementation Actions

Successful implementation of a regional groundwater supply solution will require the development of a well-researched conceptual plan and strategy, active involvement and serious cooperation from both the Groundwater Authority and Lower American River IRWMP. Research on successful groundwater banking operations such as the Kern Water Bank¹⁵ will be crucial in establishing initial trust and support toward such regional arrangements.

¹¹ Lower American River IRWMP, Goals and Objectives, and figures 2-3 and 2-4.

¹²<http://www.water.ca.gov/irwm/grants/>

¹³http://www.waterboards.ca.gov/water_issues/programs/grants_loans/

¹⁴http://water.ca.gov/funding/groundwater_recharge.cfm

¹⁵<http://www.kwb.org/>

Watershed and Water Quality Protection and Enhancement

Many RCDs throughout the state provide services at the local level to improve the quality of water, carrying capacity, and ecosystem health in drainages, creeks, ponds and other water bodies that when impaired can cause great environmental harm, flooding, erosion and water quality problems. The county and cities are directly responsible for stormwater management activities, but poor stormwater management can manifest itself in many harmful ways to the water and soil quality of a region. One entity's actions, or lack thereof can be compounded as the runoff moves downstream to the next responsible agency's statutory boundaries. RCDs have funded significant portions of their budgets performing services to ensure that National Pollution Discharge Elimination System and other stormwater management permit conditions are complied with.

There are likely areas where the FRCD would be the logical regional entity to partner with those responsible for stormwater management and receive revenue, including state or federal grant funds to perform some limited stormwater quality evaluation, identification of needed regional erosion control actions, and to educate landowners (and responsible public entities) regarding proper use of pesticides and herbicides, and controlling storm runoff from their properties.

The FRCD should also consider whether lands critical to natural groundwater recharge and surface water quality and quantity should be considered for conservation in some manner, either fee title or conservation easement so that restoration and enhancement projects can be completed to enhance regional water supply.

Added Service Cost and Effort

As with groundwater recharge, the acquisition of property rights, planning, design and permitting efforts in support of meadows and wetlands can be costly. However, the FRCD has a statutory boundary that covers a large region and from which local water providers rely on groundwater extractions for full time water supply and therefore there is a sizeable number of water providers from which to draw a per unit charge for constructing projects that improve natural groundwater recharge and improve regional surface water bodies.

The cost of land or conservation easements is directly tied to the real estate market of the region. The physical cost of wet meadow or wetland area restoration to maximize water storage and groundwater recharge typically ranges in the hundreds of thousands. Any stormwater related activities related to agreements with the local governments for monitoring and compliance activities are estimated to cost in the tens of thousands annually, depending on the scope of the work performed.

Funding

Watershed Restoration & Delta Water Quality and Ecosystem Restoration Grant Programs administered by the California Department of Fish and Wildlife, State Water Board and DWR funding under Proposition 1.

NRCS can also help the FRCD identify funding through the Emergency Watershed Protection (EWP) Program¹⁶ through which over \$84 million was funded in 2015. EWP is designed for installation of recovery measures with funding flowing through sponsors, such as RCDs. Activities include providing financial and technical assistance to project sponsors such as the FRCD for improvements on private agricultural lands such as:

- remove debris from stream channels, road culverts, and bridges,
- reshape and protect eroded banks,
- correct damaged drainage facilities,
- establish cover on critically eroding lands,
- repair levees and structures, and
- repair conservation practices

Recommended Implementation Actions

Likely the most important action to implement any watershed enhancement and protection activities is to actively engage the Natural Resource Conservation Service, water resources planning staff from neighboring cities and Sacramento County, IRWMP representatives as well as other government and nongovernment entities interested in watershed issues. The goal in engagement is to vet out any specific existing water quality issues, concerns or needs on a watershed basis.

1. Through the California Association of Resource Conservation Districts (CARCD) or direct research identify other RCDs with active and actively funded watershed programs. This activity will help FRCD bring to the table discussion of potential solutions and funding sources, for issues identified with the stakeholders above
2. Develop and foster the relationship with NRCS to evaluate and understand the regional watershed needs and funding opportunities for which they are responsible
3. Engage nongovernment organizations within FRCD to identify specific needs. These folks have very little money, but typically have much technical expertise and volunteer mobilization/management capabilities
4. Engage county, SWRCB and cities to determine improvement and protection needs

¹⁶ <http://www.nrcs.usda.gov/wps/portal/nrcs/main/national/programs/landscape/ewpp/>

5. Attend California Finance Coordination Committee funding fairs, develop project materials for distribution to the CFCC participants at fairs, sign up at the DWR and SWRCB for email notification when notices of draft funding program guidelines are released as well as formal Notices of Funding Availability (NOFA) or Project Solicitation Packages (PSP)

Agricultural Services

There exists a local need and opportunity for the FRCD to perform specific resource conservation services to the benefit of the community and agricultural landowners. Entities such as the Sacramento Regional Community Foundation and its partners have determined that access to prime agricultural lands available for public use is very much needed in the region, and can provide for job development and training, new efficient irrigation and runoff control technologies, dedicated water supplies, food or wine grape production, community gardens, and agricultural water conservation services.

Funding

There are a number of funding opportunities for enhanced agricultural services, including fees charged to agricultural landowners for irrigation, runoff and associated water quality and/or permit compliance monitoring. Once the FRCD implements an agricultural services program, one qualified employee may be able to service a number of agricultural properties, therefore reducing the fee cost of the service. Attachment I describes the Sacramento Regional Community Foundation's funding involvement in agricultural services. Grants are available through the Emergency Watershed Protection grants as shown in footnote 16 above, the Wildlife Conservation Board website (footnote 10), through the use of donated mitigation lands, state subsidized low interest loans, partnerships and education funding programs.

Recommended Implementation Actions

The following actions will assist the FRCD in understanding the agricultural services needed, agricultural land availability and planned uses, and funding sources available.

1. Engage local or state Farm Bureau to determine training and agricultural land management needs in the FRCD region
2. Identify property for potential public ownership for such activities as community gardens and providing farmer education services
3. Pursue the opportunities detailed in Attachment I, the model agricultural services education program, meeting first with the education partners to identify need and opportunity for active partnership, if any.
4. Research grant opportunities as identified herein and as discovered through partner engagement

Land Conservation Services

Land preservation activities are conducted for many conservation purposes throughout the county, state and Sacramento region. In many cases, property owners can receive tax benefits by placing portions of their land under conservation easements or dedicating a portion of their land, or easement to a public agency, such as the FRCD. The FRCD would then be responsible for preservation and management consistent with any mitigation banking agreements, partnership arrangements, to meet grant funding requirements or as a condition of a project, including land development.

Land conservation activities may include, but are not limited to mitigation banking arrangements as further discussed below, as wildlife migration corridors, to preserve unique, special, endangered or protected animal and plant species, to protect a view shed or other public benefit purpose. Should FRCD begin actively providing land conservation services, maintenance and land management activities on the dedicated conserved lands would be the responsibility of the FRCD either directly with its staff or under contract.

A privately owned conservation or mitigation bank is a free-market enterprise that offers landowners economic incentives to protect natural resources; saves project proponents time and money by providing them with the certainty of pre-approved compensation lands to meet their mitigation needs.

A publicly owned conservation or mitigation bank offers the sponsoring public agency advance mitigation for large projects or multiple years of operations and maintenance.



Conservation (Endangered Species) Banking

A conservation bank generally protects threatened and endangered species habitat. Credits are established for the specific sensitive species that occur on the site. Conservation banks help to consolidate small, fragmented sensitive species compensation projects into large contiguous preserves which have much higher wildlife habitat values. Other agencies that typically participate in the regulation and approval of conservation banks are the U.S. Fish and Wildlife Service and NOAA National Marine Fisheries Service.

Mitigation (Wetlands) Banking

A mitigation bank protects, restores, creates, and enhances wetland habitats. Credits are established to compensate for unavoidable wetland losses. Use of mitigation bank credits must occur in advance of development, when the compensation cannot be achieved at the development site or would not be as environmentally beneficial. Mitigation banking helps to consolidate small, fragmented wetland mitigation projects into large contiguous preserves which will have much higher wildlife habitat values. Mitigation banks are generally approved by the California Department of Fish and Wildlife, U.S. Fish and Wildlife Service, the U.S. Army Corps of Engineers, and the U.S. Environmental Protection Agency.

The Benefits of Conservation and Mitigation Banking

For the buyer or user of credits...

- Cost reductions over “do it yourself” compliance (due to the economies of scale a large habitat bank generates and passes on to credit buyers/users), together with cost certainty
- “One stop” permit compliance including habitat protection, long-term management, maintenance, and monitoring of the mitigation
- Decreased permit wait time (purchase or transfer of bank credits immediately satisfies the mitigation requirements of the permit)

For the ecosystem...

- Protection and restoration of larger, more functional and longer-lasting ecological systems
- No temporal loss of ecological function because protection/restoration is completed before the impacts occur
- Management and ownership by endangered species and wetland professionals
- “No Net Loss” in wetland acres at minimum, often with a gain of wetland acres
- Permanent protection in the form of a conservation easement or fee title held by a qualified conservation entity, enforced by a qualified third party

Examples of local mitigation Banks in Sacramento County are shown in Table 1 below:

Bank Name	Contact	Credit Species & Habitats
Bryte Ranch Conservation Bank	Brian Johnson, (530) 525-5129	Vernal pool fairy shrimp; Vernal pool tadpole shrimp
Clay Station Mitigation Bank	Tara Collins, ECORP Consulting, Inc., 2525 Warren Drive, Rocklin, CA 95661, Email: tcollins@ecorpconsulting.com , Phone:(916) 782-9100, Fax: (916) 782-9834	Vernal pools
Cosumnes Floodplain Mitigation Bank	Westervelt Ecological Services. 600 North Market Blvd., Suite 3, Sacramento, CA 95616, (916) 646-3644	Floodplain mosaic wetlands, Floodplain riparian habitat, Shaded riverine aquatic habitat, Riparian forest
Van Vleck Ranch Mitigation Bank	Westervelt Ecological Services 600 North Market Blvd., Suite 3 Sacramento, CA 95616 (916) 646-3644	Vernal pool, Swainson's hawk foraging habitat
Sunrise Douglas Mitigation Bank (aka Anatolia Preserve)	AKT, LLC 7700 College Town Drive Suite 101 Sacramento, CA 95826	SOLD OUT

Added Service Effort and Cost

The cost for providing land conservation services can vary widely depending on the property’s location, scope and type of preservation occurring on the site(s), proximity to human activity and/or level of public access allowed, if any(litter/waste/vandalism), and many other factors. The level of effort typically involves necessary administrative actions and reporting to preserve the property status and its title, plus field inspections and cleanup/repair if necessary, fire prevention activities, noxious weed abatement, property liability insurance. Maintenance and management costs can be much higher if public access is provided such as might be the case with wetlands in terms of public trails, walkways, access docks and other infrastructure associated with outdoor classrooms.

A conservation or mitigation bank is privately or publicly owned land managed for its natural resource values. In exchange for permanently protecting, managing, and monitoring the land, the bank operator is allowed to sell or transfer habitat credits to project proponents who need to satisfy legal requirements for mitigating the environmental impacts of projects.

Funding

There are two typical means of acquiring the property to be conserved:

1. FRCD would seek fee title to property or conservation easements for purchase or donation from willing sellers or donors, in areas where land conservation has been determined needed or beneficial by federal, state or local policy. The property is to be located within the FRCD, and in whole or part containing features with human and general ecosystem value, such as prime crop growing land, wetlands, vernal pools, migration corridors, or foraging habitat for important and/or threatened species.
 - Property acquisition costs can be funded by a variety of loans and grants, with active grant programs available from: Wildlife Conservation Board, Watershed Restoration & Delta Water Quality and Ecosystem Restoration Grant Programs administered by the California Department of Fish and Wildlife, Agricultural Conservation Easement Program (ACEP), Environmental Quality Incentives Program (EQIP), Conservation Stewardship Program (CSP).
 - Ongoing management and maintenance costs can be funded by taxes, property assessments, grants, fees paid in mitigation banking arrangements, property owner endowments, volunteer work efforts
2. FRCD would receive title to land or dedication of conservation easements as a donation resulting from mitigation measures imposed on a land developer as a condition of the entitlement process through the county or city.
 - Ongoing management and maintenance costs can be funded by taxes, property assessments, grants, fees paid in mitigation banking arrangements, property owner endowments, volunteer work efforts

Recommended Implementation Actions

To implement land conservation services, the FRCD would need active engagement with local entities such as the Stone Lakes National Wildlife Refuge, Laguna Creek Watershed Council, City of Elk Grove (Swainson's Hawk Program), Farm Bureau, NRCS, neighboring RCDs and other environmental protection entities with interests and needs for land conservation services. This engagement will identify the issues of concern, opportunities, property owner needs, existing programs and who is servicing them, and identifying opportunities for direct FRCD involvement.

Supervisor Don Nottoli identified that there are currently several land development projects in the works within the FRCD and that will require creation and dedication of conservation lands. To further understand the resource conservation opportunities related to land development services in partnership with the county, FRCD should coordinate and regularly communicate with County Planning Commission and Department Managers regarding the status of the various project entitlements.

In addition, FRCD would identify personnel responsible at the County for review of development project resource conservation and environmental mitigation requirements, meeting with the responsible persons to further identify resource conservation service opportunities. Persons to engage include Leighann Moffitt, Community Development Director; Richard Radmacher, Sacramento County, Department of Water Resources; Past Community Development Director Lori Moss; and Bob Davidson, Sacramento County Chief Engineer (Infrastructure).

The FRCD should also consider participation in the development of the South Sacramento Habitat Conservation Plan (SSHCP)¹⁷. There may be resource conservation opportunities identified in the SSHCP for which the FRCD will be suited. The SSHCP is a regional approach to addressing issues related to urban development, habitat conservation and agricultural protection. The SSHCP will consolidate environmental efforts to protect and enhance wetlands (primarily vernal pools) and upland habitats to provide ecologically viable conservation areas. It will also minimize regulatory hurdles and streamline the permitting process for development projects.

The SSHCP will be an agreement between state/federal wildlife and wetland regulators and local jurisdictions, including FRCD, which will allow land owners to engage in the "incidental take" of listed species (i.e., to destroy or degrade habitat) in return for conservation commitments from local jurisdictions. The options for securing these commitments are currently being developed and will be identified prior to the adoption of the SSHCP. The geographic scope of the SSHCP includes U.S. Highway 50 to the north, Interstate 5 to the west, the Sacramento County line with El Dorado and Amador Counties to the east, and San Joaquin County to the south. The Study Area excludes the City of Sacramento, the City of Folsom and Folsom's Sphere of Influence, the Sacramento-San Joaquin Delta, and the Sacramento County community of Rancho Murieta.

Sacramento County is partnering with the incorporated cities of Rancho Cordova, Galt, and Elk Grove as well as the Sacramento Regional County Sanitation District and Sacramento County Water Agency to further advance the regional planning goals of the SSHCP. The opportunity is available for FRCD to partner as well.

FRCD should meet with Rob Smith of the Northstate Building Association and identify the various resource conservation services necessary to support the development projects; and consider the cost/benefit of FRCD providing the land management and mitigation services in lieu of forming additional CSAs.

It is also recommended that the FRCD work with the county and cities to understand existing setback requirements and conservation easements, such as for wildfire protection, and consider the possibility, cost and benefit of management of these easements. It is also important in the process for FRCD to continue to research if there are existing private entities providing conservation services.

¹⁷ (<http://www.per.saccounty.net/PlansandProjectsIn-Progress/Pages/SSHCPPlan.aspx>)

Additional secondary implementation actions include:

1. Engaging known land developers to determine their needs and interests in FRCD provided conservation services
2. Engaging land conservation nongovernment organizations to identify concerns, conflicts, needs and opportunities for partnering and/or service provision
3. Consider adoption of policies related to the land conservation needs identified in the FRCD, such as the SCHCP discussed above. These policies would result from the identified need of stakeholders or communities of interest, and are intended to conserve and protect a specific species of plant or animal, prohibit, monitor or regulate certain activities, or may be intended to improve watershed water quality, water supply or water conservation.

Wildlife Conservation Services

To implement conservation services related to wildlife habitat restorations and improvements, the FRCD would need active engagement with local entities such as the Stone Lakes National Wildlife Refuge, Laguna Creek Watershed Council, City of Elk Grove (Swainson's Hawk Program), Farm Bureau, NRCS, neighboring RCDs and other environmental protection entities with interests in wildlife conservation services. This engagement will identify the issues of concern, opportunities, property owner needs, existing programs and who is servicing them, and identifying opportunities for direct FRCD involvement.

The FRCD is also well poised and should evaluate the opportunity to provide wildlife conservation related services, projects and programs related to future Delta projects, which may involve mitigation land/easement/corridor acquisition and management.

Added Service Effort and Cost

The cost for providing land conservation services related to wildlife habitat can vary widely depending on the property's location, scope and type of preservation occurring on the site(s), proximity to human activity and/or level of public access allowed, if any (litter/waste/vandalism), and many other factors. The level of effort typically involves necessary administrative actions and reporting to preserve the property status and its title, plus field inspections and cleanup/repair if necessary, fire prevention activities, noxious weed abatement, property liability insurance. Maintenance and management costs can be much higher if public access is provided such as might be the case with nature watching in terms of public trails and other access infrastructure.

Funding

As with all other mentioned grant funding, it is recommended that the FRCD professional staff would spend a portion of their work day seeking additional partnerships, landowners needing assistance, ongoing grant funding and other opportunities to provide the broad level of services as directed by the Board.

For example, funded by a grant from the Natural Resources Conservation Service (NRCS) California State Office¹⁸, the Dixon and Solano RCD Migratory Bird Initiative (MBI) is a partnership between Dixon and Solano Resource Conservation Districts (DRCD and Solano RCD) aimed to facilitate the restoration and protection of sensitive habitat for migratory birds in focused areas of Solano County and the Lower Yolo Bypass in Yolo County (the northwest corner of the Sacramento-San Joaquin Delta). The Solano RCDs have an established history of working closely in assistance to agricultural land owners, and using this MBI program funding through NRCS, the RCDs received funding to assist the landowners to plant trees and conduct other bird habitat improvements.

In many cases, the act of partnering or assisting another agency or nonprofit organization such as with the MBI, even if the cost of the program is barely covered; a relationship results that produces solid functional relationships and opens the doors for grant funding.

Additional funding is available through the Wildlife Conservation Board grants, which are available for land acquisition and improvements, Watershed Restoration & Delta Water Quality and Ecosystem Restoration Grant Programs administered by the California Department of Fish and Wildlife are also available to fund wildlife related conservation services. Land donations received as a condition of land development project mitigation can also offset wildlife conservation costs.

Other funding sources include the Agricultural Conservation Easement Program (ACEP), Environmental Quality Incentives Program (EQIP), and Conservation Stewardship Program (CSP).

Recommended Implementation Actions

We believe that wildlife conservation services are a viable option for implementation by the FRCD. As previously discussed in the Land Conservation Services section of this report, it is recommended that the FRCD work to determine the wildlife conservation needs, opportunities and constraints of the region by engaging stakeholders that are active in such conservation services.

1. Engage the State Department of Fish and Wildlife Service, SWRCB, Delta Stewardship Council, and others involved in Delta planning to determine if there are service needs caused by the Delta Plan, Delta Water Quality Plan or other Delta actions that will result in a need for wildlife services in the FRCD boundaries
2. Review relevant sections of the various Delta plans for wildlife service and revenue opportunities
3. Engage wildlife conservation nongovernment organizations such as the Stone Lakes Refuge or the Laguna Watershed Council to determine if they have identified wildlife conservation needs for which the FRCD would be a good fit.

¹⁸ <http://www.nrcs.usda.gov/wps/portal/nrcs/detail/ca/newsroom/releases/?cid=nrcseprd423085>

Attachment A

PUBLIC RESOURCES CODE - PRC

DIVISION 9. RESOURCE CONSERVATION [9001 - 9972]

(Division 9 repealed and added by Stats. 1975, Ch. 513.)

CHAPTER 3. Resource Conservation Districts [9151 - 9491]

(Chapter 3 added by Stats. 1975, Ch. 513.)

ARTICLE 9. General Powers of District [9401 - 9420]

(Article 9 added by Stats. 1975, Ch. 513.)

9401.

The board of directors of a district shall manage and conduct the business and affairs of the district.

(Repealed and added by Stats. 1975, Ch. 513.)

9402.

The directors shall be empowered to conduct surveys, investigations, and research relating to the conservation of resources and the preventive and control measures and works of improvement needed, publish the results of such surveys, investigations, or research, and disseminate information concerning such preventive control measures and works of improvement; provided, however, that in order to avoid duplication of surveys, investigations, and research activities, the directors shall seek the cooperation of local, state, and federal agencies.

(Repealed and added by Stats. 1975, Ch. 513.)

9403.

The directors may accept gifts and grants of money from any source whatsoever to carry out the purposes of the district.

(Repealed and added by Stats. 1975, Ch. 513.)

9403.5.

The directors may establish and charge fees for services provided by the district to, and upon the request of, persons or governmental entities. No fee shall exceed the cost reasonably borne by the district in providing the service.

(Added by Stats. 1991, Ch. 831, Sec. 19.)

9404.

The directors may execute all necessary contracts. They may employ such agents, officers, and employees as may be necessary, prescribe their duties, and fix their compensation.

(Repealed and added by Stats. 1975, Ch. 513.)

9405.

The directors may acquire by purchase, lease, contract, or gift all lands and property necessary to carry out the plans and works of the district. The directors may acquire conservation easements as provided in Chapter 4 (commencing with Section 815) of Title 2 of Part 2 of Division 2 of the Civil Code on lands within the district. A district acquiring a conservation easement shall prepare a management plan for the easement which fully describes the intent and legal obligations respecting the easement and which shall be consistent with the goals of the State Soil Conservation Plan and other policies adopted pursuant to Section 9108.

(Amended by Stats. 1991, Ch. 831, Sec. 20.)

9406.

The directors may take conveyances, leases, contracts, or other assurances for all property acquired by the district, in the name, and for the uses and purposes, of the district.

(Repealed and added by Stats. 1975, Ch. 513.)

9407.

The directors may sue and be sued in the name of the district and may appear in person or by counsel.

(Repealed and added by Stats. 1975, Ch. 513.)

9408.

(a) The directors may cooperate and enter into contracts or agreements with the state, the United States, any county, any city, any other resource conservation or

other public district in this state, any person, or the commission, in furtherance of the provisions of this division, and to that end may use any funds available to the district as provided in this chapter, and may accept and use contributions of labor, money, supplies, materials, or equipment useful for accomplishing the purposes of the district.

(b) Districts may cooperate with counties and cities on resource issues of local concern. It is the intent of the Legislature to encourage districts to facilitate cooperation among agencies of government to address resource issues of local concern.

(c) Districts may cooperate with federal, state, and local agencies and owners of private lands under the agreement between the California Association of Resource Conservation Districts and various public and private entities known as the coordinated resource management and planning memorandum of understanding.

(Amended by Stats. 1991, Ch. 831, Sec. 21.)

9409.

The directors may make improvements or conduct operations on public lands, with the cooperation of the agency administering and having jurisdiction thereof, and on private lands, with the consent of the owners thereof, in furtherance of the prevention or control of soil erosion, water conservation and distribution, agricultural enhancement, wildlife enhancement, and erosion stabilization, including, but not limited to, terraces, ditches, levees, and dams or other structures, and the planting of trees, shrubs, grasses, or other vegetation.

(Repealed and added by Stats. 1975, Ch. 513.)

9410.

The directors may operate and maintain, independently or in cooperation with the United States or this state or any state agency or political subdivision or any person, any and all works constructed by the district.

(Added by Stats. 1975, Ch. 513.)

9411.

The directors may disseminate information relating to soil and water conservation and erosion stabilization, and may conduct demonstrational projects within, or

adjacent to, the district on public land, with the consent of the agency administering or having jurisdiction thereof, or on private lands, with the consent of the owners thereof, independently or in cooperation with the United States, this state or any political subdivision or public district thereof, or any person.

(Added by Stats. 1975, Ch. 513.)

9412.

Each district may provide technical assistance to private landowners or land occupants within the district to support practices that minimize soil and related resource degradation. When in the judgment of the directors it is for the benefit of the district so to do, they may give assistance to private landowners or land occupants within the district in seeds, plants, materials and labor, and may loan or rent to any such private landowner or land occupant agricultural machinery or other equipment. No such assistance shall be given or any such loans made unless the landowner or land occupant receiving the aid or assistance agrees to devote and use the aid or assistance on his or her lands within the district in furtherance of objectives of the district and in accordance with district plans or regulations. Notwithstanding the fact that the landowner or land occupant is also a director, any landowner is qualified to and may receive assistance or loans under this section.

(Amended by Stats. 1991, Ch. 831, Sec. 22.)

9413.

(a) Each district may develop districtwide comprehensive annual and long-range work plans as provided in this section. These plans shall address the full range of soil and related resource problems that are found to occur in the district.

(b) The long-range work plans may be adopted and updated every five years, in accordance with a standard statewide format which shall be established by the commission. Districts may amend the long-range plan prior to the five-year update in order to address substantive changes occurring since the adoption of the most recent long-range work plan. The long-range plans shall serve the following functions:

- (1) Identification of resource issues within the district for purposes of local, state, and federal resource conservation planning.
- (2) Establishment of long-range district goals.
- (3) Provision of a framework for directors to identify priorities for annual district activities.

(4) Provision of information to federal, state, and local governments and the public concerning district programs and goals.

(5) Setting forth a basis for evaluating annual work plan achievements and allocating available state funding to the district.

(6) Involvement of other agencies and organizations in the district planning process in order to help ensure support in implementing district plans.

(c) The annual work plans may be adopted on or before March 1 of each year in a format which shall be consistent with the district's long-range work plan. The annual work plans shall serve the following functions:

(1) Identification of high priority actions to be undertaken by the district during the year covered by the plan.

(2) Identification of the person or persons responsible for undertaking each planned task, how it will be performed, when it will be completed, what constitutes completion, and the cost.

(3) Demonstration of the relationship of annual tasks to the long-range district goals identified in the long-range work plan.

(4) Provision of assistance to the local field office of the Soil Conservation Service of the United States Department of Agriculture in adjusting staff and program priorities to match district goals.

(5) Informing the public of the district's goals for the year.

(6) Involvement of other agencies and organizations in the district planning process in order to help ensure support in implementing district plans.

(7) Provision of a basis for assisting the commission in determining district eligibility for state funding under this division.

(d) A district may prepare an annual district report. The annual district report shall be completed on or before September 1 of each year in a format consistent with the long-range and annual plans, so that progress made during the reporting period towards district goals can be readily determined. The annual report shall serve the following functions:

(1) To report on the district's achievements during the reporting period to the commission, the department, the board of supervisors of any county in which the district is located, and any agency that reviews district requests for funding assistance.

(2) To increase public awareness of district activities.

(3) To compare district accomplishments during the reporting period with annual work plan objectives for that period and to identify potential objectives for the next annual work plan.

(Repealed and added by Stats. 1991, Ch. 831, Sec. 24.)

9414.

Directors may accept, by purchase, lease, or gift, and administer any soil conservation, water conservation, water distribution, erosion control, or erosion prevention project located within the district undertaken by the United States or any of its agencies, or by this state or any of its agencies.

(Added by Stats. 1975, Ch. 513.)

9415.

The directors may manage, as agents of the United States or any of its agencies, or of this state or any of its agencies, any soil conservation, water conservation, water distribution, flood control, erosion control, erosion prevention, or erosion stabilization project, within or adjacent to the district; and may act as agent for the United States, or any of its agencies, or for this state or any of its agencies, in connection with the acquisition, construction, operation, or administration of any soil conservation, water conservation, water distribution, flood control, erosion control, erosion prevention, or erosion stabilization project within or adjacent to the district.

(Added by Stats. 1975, Ch. 513.)

9416.

The directors may establish standards of cropping and tillage operations and range practices on private land as a condition to expenditure by the district of district or other funds, or to the doing by the district of any work of any nature, on private lands.

(Added by Stats. 1975, Ch. 513.)

9417.

(a) The directors of any district may cooperate with the directors of any other district in respect to matters of common interest or benefit to the districts. An association of resource conservation districts may be organized to facilitate that cooperation, to provide for the loan of equipment and tools by one district to another, and for the making of investigations and studies and the carrying out of projects of joint interest to the districts participating therein.

(b) It is the intent of the Legislature to encourage districts to organize in countywide or regional associations for the purposes of (1) providing coordinated representation of districts before federal, state, and local governmental agencies and (2) coordinating program planning, funding, and delivery of services.

(Amended by Stats. 1991, Ch. 831, Sec. 25.)

9417.5.

It is the intent of the Legislature that concerned state agencies, in cooperation with resource conservation districts and other appropriate local entities, work with the agencies of the United States Department of Agriculture and the Department of the Interior, the Environmental Protection Agency, and other federal agencies, to maximize cooperative opportunities for federal, state, and private funding for competitive grants and contracts for watershed protection, restoration, and enhancement programs of resource conservation districts.

(Added by Stats. 1994, Ch. 719, Sec. 3. Effective January 1, 1995.)

9418.

The directors of any district may call upon the district attorney of the principal county for legal advice and assistance in all matters concerning the district, except that if the principal county has a county counsel, then the directors shall call upon him for such legal advice and assistance. The district attorney or county counsel, as may be appropriate, shall, upon the request being made, give such advice and assistance.

(Added by Stats. 1975, Ch. 513.)

9419.

(a) The directors may engage in activities designed to promote a knowledge of the principles of resource conservation throughout the district and for that purpose may develop educational programs both for children and for adults. In the development of those programs, the directors may authorize the giving of awards and prizes for outstanding achievement.

(b) Each district may develop and disseminate or utilize conservation education programs for use in kindergarten through grade 12. As an option to developing these programs independently, it is the intent of the Legislature to encourage both

collaboration with other organizations and incorporation of elements of existing programs.

(c) A district may conduct workshops on the relationships between soil and related resource problems and their effects on other resources, such as wildlife and water quality.

(d) A district may sponsor programs that address land use practices which reduce water and wind erosion, soil contamination, soil salinity, agricultural land conversion, loss of soil organic matter, soil subsidence, and soil compaction and associated poor water infiltration.

(Amended by Stats. 1991, Ch. 831, Sec. 26.)

9420.

The board of directors of a district may appoint advisory committees to provide technical assistance in addressing soil and related resource problems, to assist in coordinating conservation programs and activities, and to share information relating to the functions or purposes of the district. Representatives of state, federal, and local governmental agencies, including school districts, as well as private organizations, may serve on these advisory committees.

(Repealed and added by Stats. 1991, Ch. 831, Sec. 28.)

Attachment B



FLORIN RESOURCE CONSERVATION DISTRICT SERVICE NEEDS ASSESSMENT PROJECT OVERVIEW AND UPDATE REPORT DECEMBER 1, 2015

Project Status

The following activities have been conducted in support of the Florin RCD Needs Assessment scope of work. All service concepts, ideas, public and stakeholder input received during the process are being documented, researched and evaluated during the initial stages of the project; without regard to their ability for funding or implementation. During the process of receiving input, all project participants were informed that new services will require new funding sources, and that Elk Grove Water District funding cannot be spent to deliver unrelated services outside the Elk Grove boundaries.

Stakeholder and public input received has been very informative, especially once the attendees were provided an overview of the services provided by other RCDs and the possibility of FRCD taking on similar additional services locally, so long as no competing interest is already providing the service, there is a high level of public need and support for service funding. The information below is a summary only, and the final report will be all-inclusive:

- 1) Held **Stakeholder meetings** and received direct, relevant input from:
 - Rob Schwartz - Lower American River IRWMP/Regional Water Authority
 - Don Lockhart - Sacramento LAFCO

These initial meetings led to substantial research and additional outreach on the potential opportunities for the FRCD to partner and/or participate in:

- a) Groundwater recharge as a new water supply and to remedy land subsidence
 - b) Land conservation opportunities related to groundwater recharge, stormwater management for recharge purposes, watershed and water quality improvement, and wildlife habitat enchantment
 - c) Groundwater banking as a result of groundwater recharge activities
 - d) Educational opportunities related to water conservation and urban gardening
- 2) Conducted **in person and phone meetings** with the following stakeholders. Efforts continue to contact and engage all remaining stakeholders from the master list.
 - Charlotte Mitchell, Sac County Farm Bureau
 - Barbara Washburn, Laguna Creek Watershed Council



- Gary Goodman, General Manager with Sacramento-Yolo Mosquito & Vector Control District
 - Dwane Coffey, NRCS
 - Rob Smith, Building Industry
 - Carl Werder, Groundwater Authority
 - Jeff Ramos, Consumnes CSD
- 3) **In person meetings planned** for December 11, 2015 with the following:
- Rob Donlan, Nature Conservancy
 - Bart McDermott, Stone Lakes Wildlife Refuge
- 4) **Conducted public forums** on November 17, 18 and 19 at Wackford Community Center, Splash Center, and Elk Grove Library, respectively. During the meetings, significant public input was received regarding potential service needs and opportunities, including:
- a) Support services for new land development projects, in partnership with Sacramento County and developers. Services of this type are funded by development fees, direct expenses by developers, special taxes, assessments and/or fees levied by a district (or county service area) on newly created properties. Opportunities include:
 - i) Agricultural land and water conservation
 - ii) Wetland mitigation banking which involves conserving and potentially improving wetland areas through formal arrangements with the state and funded by development projects (inside or) outside the FRCD boundaries
 - iii) Managing mitigation lands and related improvements, including activities such as community gardens
 - iv) Land conservation for wildlife, water quality and wetlands
 - v) Wetlands, stream and vernal pool improvements
 - b) Community educational opportunities on water supply, water conservation, wildlife, and environmental issues in partnership and support of existing nonprofit organizations. Community education is typically funded with grant seed money, and fees charged to attendees.
 - c) Water conservation education and activities as a means to support water supply development to support the future economy. These services are typically funded under agreements with water agencies, the IRWMP or RWA, and/or grant funded.
- 5) Developed and updated the project **website** www.FRCDstudy.com including the development of a service needs survey. The survey results continue to roll in and will be analyzed and used to support the Needs Assessment recommendations.
- 6) Conducting **research** on current examples of successful RCD services, funding means and opportunities for FRCD.



Media Contact

Each of the following were notified of the project and meeting by email and follow up emails and phone calls:

- Posted on more than a dozen *nextdoor.com* neighborhood websites, which include Mather, Vineyard, Cosumnes, Florin, Fruitridge, Elk Grove, Meadowview and several south Sacramento neighborhoods, Cordova, and Galt.
- *Mather Alliance* contacted by email and phone.
- *Galt Herald and Elk Grove Citizen*: Confirmed to have run in the Elk Grove Citizen.
- *Sac Bee*: article published in community calendar.
- KFBK: Mark Madison conducted an interview.
- Supervisor Nottoli's website for District 5 –has forum release as first news item under hot topics. Supervisor Nottoli attended the November 18 public forum at Splash Center.

Needs Assessment Report

As detailed in the project proposal and approved scope of work, the final report will contain the following sections:

- **Executive Summary** – providing an overview of the project, process, results and recommendations
- **Introduction** – Description of the scope of work and approach used in report development
- **Background** – Identification of existing services provided and goals and objectives to be accomplished
- **Identification** of service gaps and community needs
- **Opportunities**, process and funding
- Recommended **implementation** approach

Current Activities and Schedule

1. Ongoing contact with stakeholders with final round of meetings scheduled in Sacramento area for December 11, 2015.
2. In response to public and stakeholder input, continuing research into successful service models, cost and funding
3. Drafting Needs Assessment Report – rough draft can be made available for presentation during the FRCD December 16, 2015 Regular Board meetingⁱ. Final draft report estimated for distribution on January 4, 2015.

ⁱ Due to December 16, 2015 meeting timing, the draft report will not include findings or recommendations from 12-11-15 stakeholder meetings



Florin Resources Conservation
Service Needs Assessment

[NEWS! \(/NEW/\)](#)

[HOME \(/\)](#)

[ABOUT \(/ABOUT-1/\)](#)

[SURVEY \(/NEEDS/\)](#)

[CONSERVATION \(/RESOURCES/\)](#)

[FLORIN RCD \(/FRCD/\)](#)

[CONTACT \(/CONTACT/\)](#)



Florin Resource Conservation District

Service Needs Assessment (Click Here (<https://www.surveymonkey.com/r/frcdstudy>) for Service Needs Survey)



The Elk Grove Water District is a business name that tells a story....*located in Elk Grove, providing water service and is a government "district"*. But the Elk Grove Water District is actually a department of the Florin Resource Conservation District. Okay then, so what does a Resource Conservation District do, and why do they exist in addition to the Elk Grove Water District?

Good question, and actually the purpose of this Service Needs Assessment (/about-1). In reality, the Florin Resource Conservation District (/about-1), or FRCD formed as a local government agency in the 1950's to promote wise irrigation and protect the

region's groundwater resources. Sixty three years later and a very different community with vastly different natural resource related service needs, the FRCD is reaching out to it's community for input on what we all see as the district's optimal public service role in 2015 and beyond.....

We need your input. (<https://www.surveymonkey.com/r/frcdstudy>) Please use this site as your resource to get to know the FRCD and what Resource Conservation Districts can do for communities in California by protecting and restoring local waterways and water quality, improving the health and productivity of land; educating and guiding the public in understanding the value of our region's precious natural resources..

Please take the time to complete the Service Needs Survey by clicking **HERE** (<https://www.surveymonkey.com/r/frcdstudy>). Tell your friends and neighbors, discuss this at school and work, attend one of three public workshops (</s/Meeting-Flyer.pdf>) scheduled on November 17, 18 and 19, 2015, 6:00 pm at a location near you! Please also participate in our simple Service Needs Survey (</needs>), and/or contact (</contact-1>) us directly for more information.


created by Kristen Hedges

[NEWS! \(/NEW/\)](#)
[HOME \(/\)](#)
[ABOUT \(/ABOUT-1/\)](#)
[SURVEY \(/NEEDS/\)](#)
[CONSERVATION \(/RESOURCES/\)](#)
[FLORIN RCD \(/FRCD/\)](#)

[CONTACT \(/CONTACT/\)](#)

News and Hot Topics

As the Florin Resource Conservation District Service Needs Assessment progresses, we will be posting regular blog posts, news releases, draft plans, survey results, etc for your reading enjoyment!



Current Events!

- Attend our **last** public forum (</s/Final-Forum-agenda-and-Welcome-p1ow.pdf>) at 6:00 PM at the Elk Grove Library Thursday November 19, 2015!! Last night at the Splash Center in Mather we had an amazing two hours of input from our community with many potential resource conservation service needs identified including:
 - Conservation of open space
 - Partnering to protect and enhance wildlife habitat areas
 - Protecting critical watershed water quality and water production
 - Groundwater recharge to restore drought stricken water supplies
 - In partnership with other entities already providing outreach and education, providing enhanced community adult and youth education, in areas such as urban agriculture, understanding the outdoors and nature in the wetlands and vernal pools, and water conservation
 - Providing the structure and process for the development and management of open space, wildlife corridors, wetlands protection and community gardens within planned and future housing developments.

Come be with us tonight and give us your thoughts!

Recent Events

- Public Forums (</s/Final-Forum-agenda-and-Welcome-p1ow.pdf>) start at 6:00 pm **tonight, November 17** at the Wackford Community Center, 9014 Bruceville Rd. Elk Grove, Willow Room!
- Public Forum Meeting Notice, updated November 12, 2015 - Click **HERE** (</s/Final-Forum-agenda-and-Welcome-p1ow.pdf>)
- Needs Assessment Public Forums Scheduled November 17, 18 and 19 to receive input! Click **HERE** (</s/FLorin-Community-Meetings-announcement.pdf>) to read the press release.
- **Location map** (</s/Meeting-location-map.pdf>) of November 17, 18 and 19 Needs Assessment public forums
- Important! Florin RCD Needs Assessment **Survey** (<https://www.surveymonkey.com/r/frcdstudy>) has now been posted.

[NEWS! \(/NEW/\)](#)
[HOME \(/\)](#)
[ABOUT \(/ABOUT-1/\)](#)
[SURVEY \(/NEEDS/\)](#)
[CONSERVATION \(/RESOURCES/\)](#)
[FLORIN RCD \(/FRCD/\)](#)

[CONTACT \(/CONTACT/\)](#)



Florin Resource Conservation District

The Florin Resource Conservation District (FRCD) was originally formed as the Florin Soil Conservation District (FSCD) by a vote of the public in 1953, to promote wise irrigation practices and to avoid depletion of the region's groundwater resources. In 1954 the FSCD was expanded to encompass the areas of Florin Rd., Grant Line and Sunrise Blvd, and the Elk Grove areas, and with grant funds purchased equipment for water management projects, such as irrigation and drainage improvements. The FSCD also had a wildlife program and planted habitat for game birds and rabbits.

In 1971 the FRCS reorganized into the Florin Resource Conservation District (FRCD) to allow for the provision of additional services to a growing and changing community. In 1999 the FRCD purchased the Elk Grove Water Works and has since provided municipal water service to the Elk Grove area.

Continued land development within the FRCD boundaries and the associated transition of agricultural lands to homes and businesses, has resulted in a change in demand for resource related services in both type and extent. Accordingly, the FRCD has directed the completion of a services needs assessment to determine where its resource conservation efforts should be focused going forward, new resource related service needs, partnership opportunities and other actions to maximize local service efficiency and community benefit.

Please click [HERE](https://www.surveymonkey.com/r/frcdstudy) (https://www.surveymonkey.com/r/frcdstudy) to take the service needs survey

created by Kristen Hedges

NEWS! (/NEW/)
HOME (/)
ABOUT (/ABOUT-1/)
SURVEY (/NEEDS/)
CONSERVATION (/RESOURCES/)
FLORIN RCD (/FRCD/)

CONTACT (/CONTACT/)

Service Needs Assessment

The Florin Resource Conservation District (FRCD) is looking to the community to receive input on the natural resource related service needs in the region. Currently providing mainly water service in Elk Grove (Elk Grove Water District) the FRCD has the legal authority to provide additional services if needed by the community, such as watershed protection and restoration, water conservation projects and public education, projects that improve water quality in local creeks, rivers and lakes, invasive weeds control and weed control for fire protection, and many, many more. Click here (</resources>) for more information on RCD services.

In order for the FRCD to provide additional services, we want to make sure that we have community support and understanding before investing the public's time and money. We are conducting this Service Needs Assessment to determine the community service priorities, identify how they will be funded and the process to put them in place.

Needs Assessment Process

The Service Needs Assessment is being developed using direct contact and input from interested and active members of the community, conservation and environmental groups, local government representatives from the County and neighboring Cities, other

local districts including the Consumnes CSD. These **stakeholders** (/s/FRCD-Needs-Assessment-Stakeholders-List.pdf) each have direct experience with the types of services typically provided by Resource Conservation Districts, and also have an understanding of the resource conservation needs and issues of the region. In addition, a major part of developing a comprehensive and supportable Needs Assessment is a means of securing input from the general public. A location map (/s/Meeting-location-map.pdf) of the meetings being held on November 18, 19 and 20, 2015 is attached HERE (/s/Meeting-Flyer.pdf).

Assessment Goals

- Improve community understanding of the presence of and services' potential of the FRCD
- Identify the resource conservation service needs of the population, entities, organizations and the various communities' of interest within the FRCD
- Identify opportunities for grant income, partnerships and other revenue sources for resource conservation projects and services
- Provide recommendations for identified service or activity enhancements and outline appropriate methods for their implementation and funding

Take the Survey!

(<https://www.surveymonkey.com/r/frcdstudy>)

FRCD has created a survey to assist you in identifying the resource conservation services in which you may be interested based on the needs, concerns, environment and resources of the region. Click **HERE**

(<https://www.surveymonkey.com/r/frcdstudy>)for the survey



NEWS! (/NEW/)
HOME (/)
ABOUT (/ABOUT-1/)
SURVEY (/NEEDS/)
CONSERVATION (/RESOURCES/)
FLORIN RCD (/FRCD/)

CONTACT (/CONTACT/)

Resource Conservation in California

The 98 RCDs in the State of California help solve conflict and provide positive and progressive community solutions to important issues relating to resources such as water, land and wildlife. Clicking on the following links will provide a brief description of the issues addressed by RCDs such as California's pressing statewide issues (</s/resource-conservation-priorities-short.pdf>) like agricultural viability (</s/Agricultural-viability-short.pdf>), climate change, reducing the impact of the drought (</s/Water-Conservation-Solutions-short.pdf>), protecting clean water (</s/Watershed-management-short.pdf>), creating habitat (</s/Habitat-viability-short.pdf>) for fish and wildlife, restoring critical habitat for endangered and threatened species like Coho Salmon, and reducing the risk of wildfire. Utilizing partnerships with tribes, federal, state, and local agencies, they work citizen to citizen to build better communities, better economies, and a better environment.

A short video about RCDs can be viewed here (<https://vimeo.com/93649152>).

For many decades in California, RCDs, which are formed and regulated pursuant Division 9 of the California Public Resources Code, have been providing very important services for communities. The links above provide brief descriptions of the types of services provided by RCDs in California. More detailed information about RCD services can be found below.

- **Local solutions to agricultural viability (/s/Ag-Viability_2014428.pdf)**
- **Watershed and water quality protection and restoration (/s/Watershed-Management_2014428.pdf)**
- **Educating communities and agriculture on wise water use (/s/Water-Conservation_2014721pdf.pdf)**
- **Fire prevention (/s/Fire-Prevention_2014515.pdf)**
- **Developing Local solutions to Climate change (/s/ClimateChange_2014512.pdf)**
- **Improving wildlife habitat and its preservation (/s/Wildlife_2014515.pdf)**
- **Assistance with regulatory readiness and compliance (/s/RegulatoryReadiness_2014512.pdf)**
- **Restoring creeks and waterways (/s/Watershed-Management_2014428.pdf)**

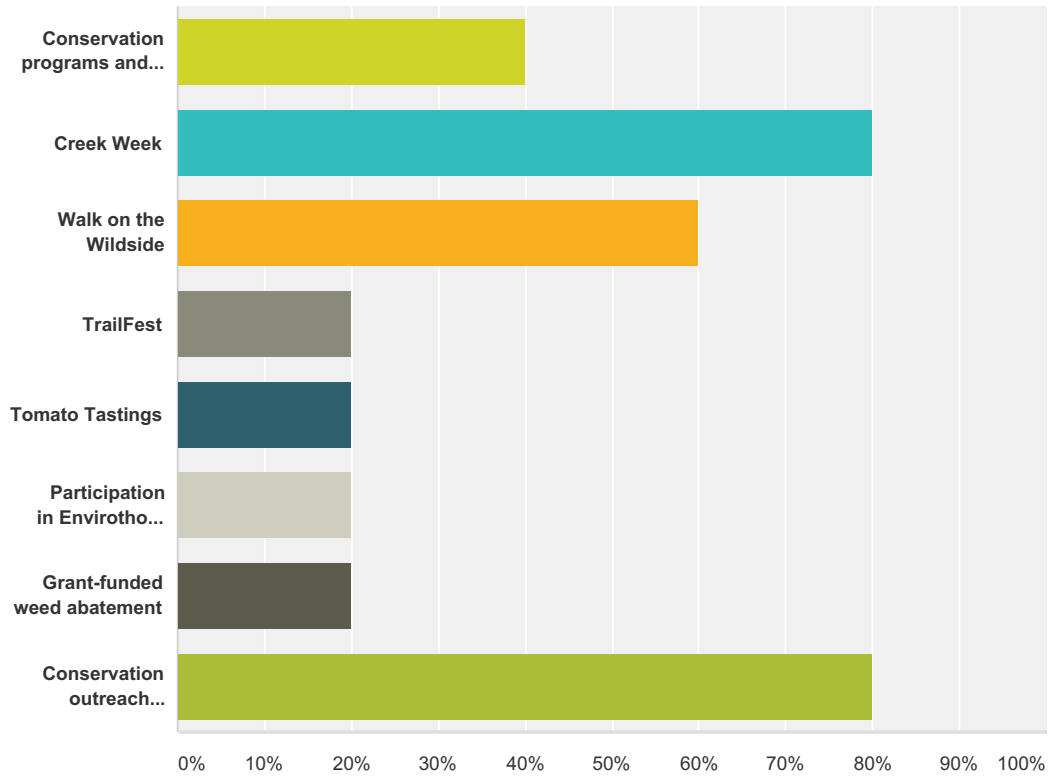
The full list of RCD powers can be downloaded here (/s/RCD-General-Powers-zgiw.pdf).

created by Kristen Hedges

Attachment D

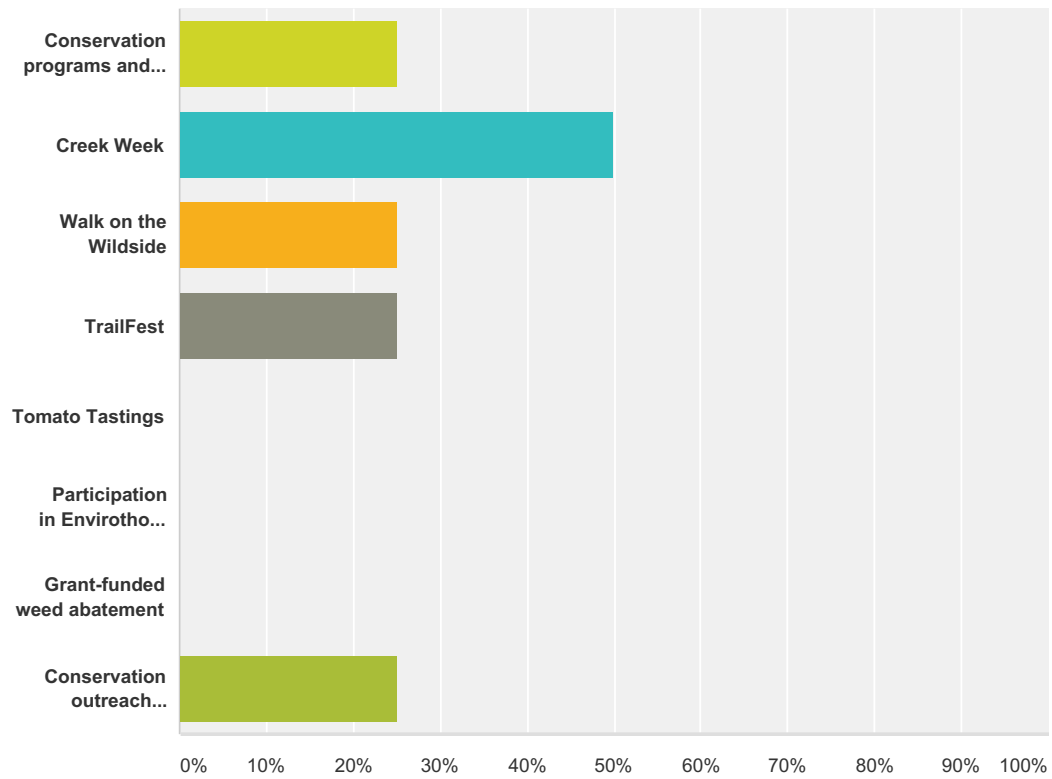
Florin Resource Conservation District Service Needs Assessment Survey

Q1 Are you aware of services Florin Resource Conservation District (RCD) provides in your community, such as (Check all that apply):



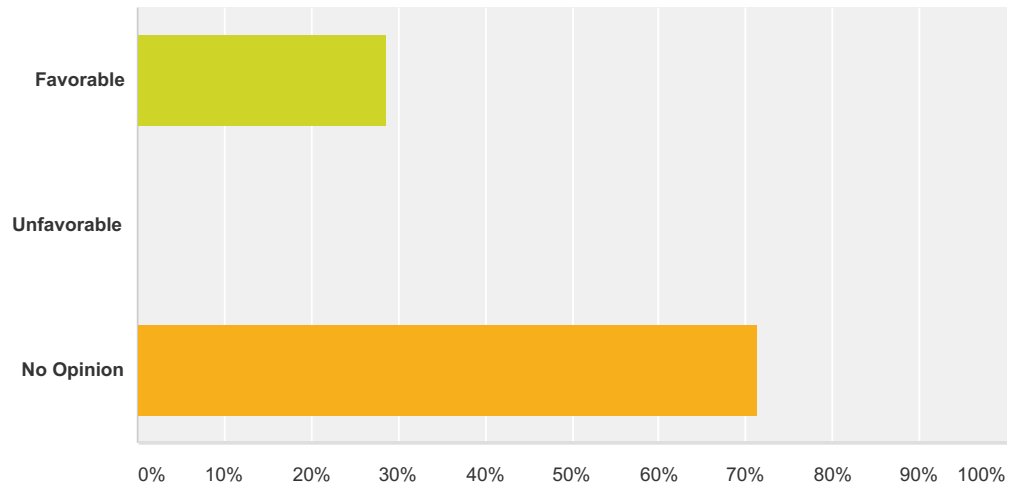
Answer Choices	Responses
Conservation programs and activities in Elk Grove Unified Schools	40.00% 2
Creek Week	80.00% 4
Walk on the Wildside	60.00% 3
TrailFest	20.00% 1
Tomato Tastings	20.00% 1
Participation in Envirothon, Forestry Challenge, or Range Camp	20.00% 1
Grant-funded weed abatement	20.00% 1
Conservation outreach pamphlets, informational materials	80.00% 4

Q2 Check any programs in which you or your family have participated



Answer Choices	Responses
Conservation programs and activities in Elk Grove Unified Schools	25.00% 1
Creek Week	50.00% 2
Walk on the Wildside	25.00% 1
TrailFest	25.00% 1
Tomato Tastings	0.00% 0
Participation in Envirothon, Forestry Challenge, or Range Camp	0.00% 0
Grant-funded weed abatement	0.00% 0
Conservation outreach pamphlets, informational materials	25.00% 1

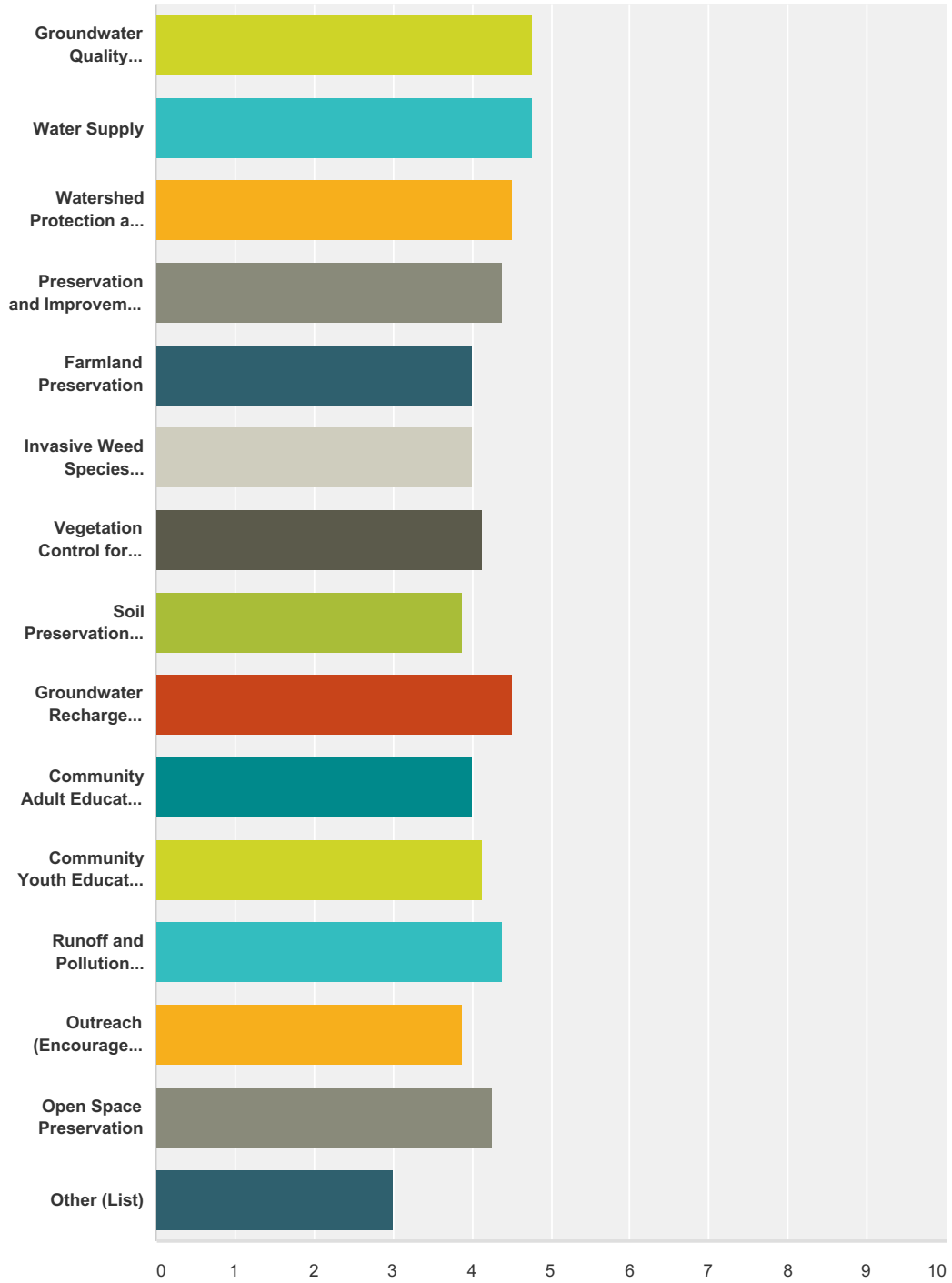
Q3 In your opinion, how would you rate the value of the services the Florin RCD provides in your area:



Answer Choices	Responses
Favorable	28.57% 2
Unfavorable	0.00% 0
No Opinion	71.43% 5
Total	7

#	Other (please specify)	Date
1	unfamiliar with services	11/17/2015 6:05 PM

Q4 With regard to resource conservation services, how would you prioritize the following:



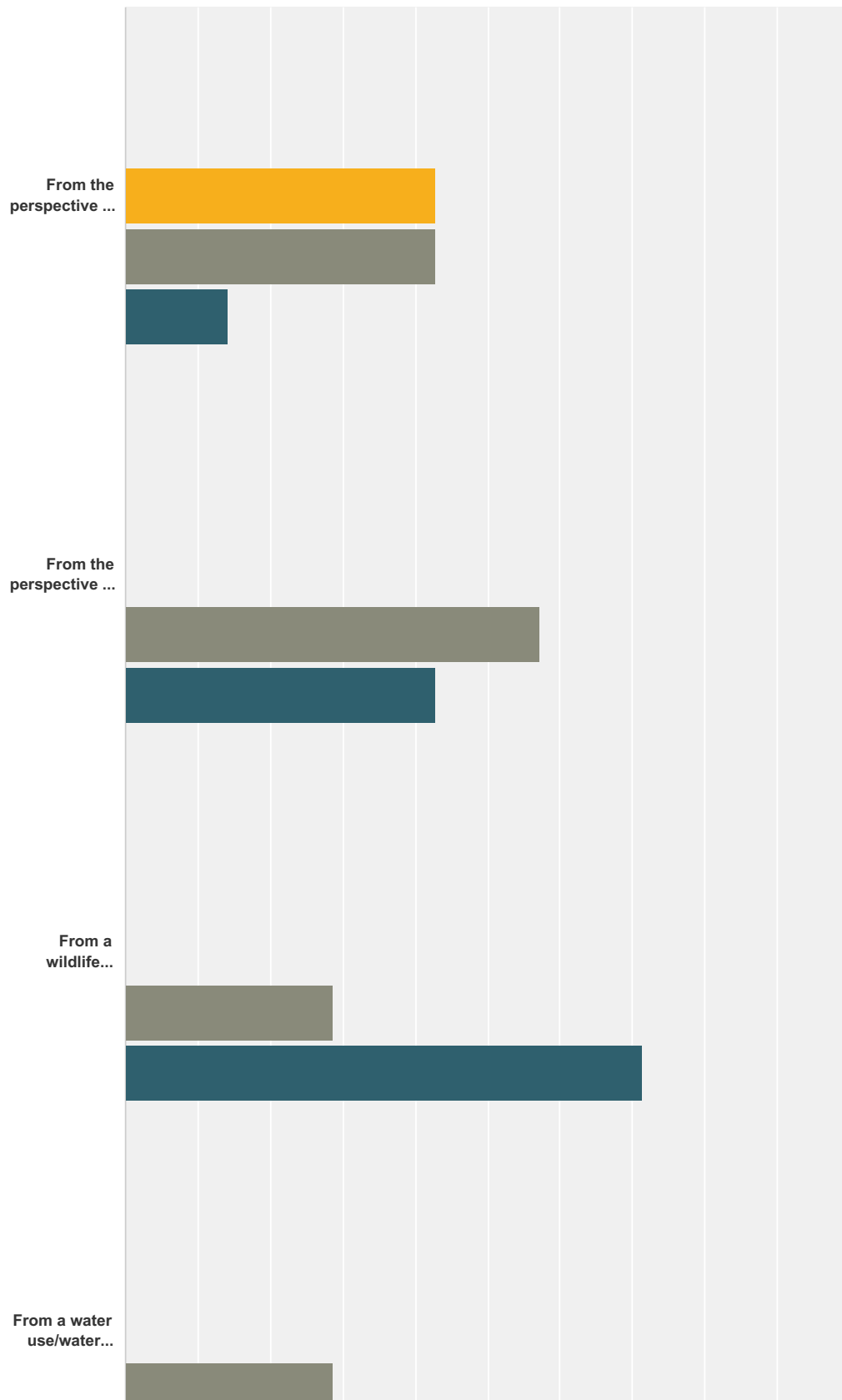
	Not Important	Somewhat Important	Very Important	Total	Weighted Average
--	---------------	--------------------	----------------	-------	------------------

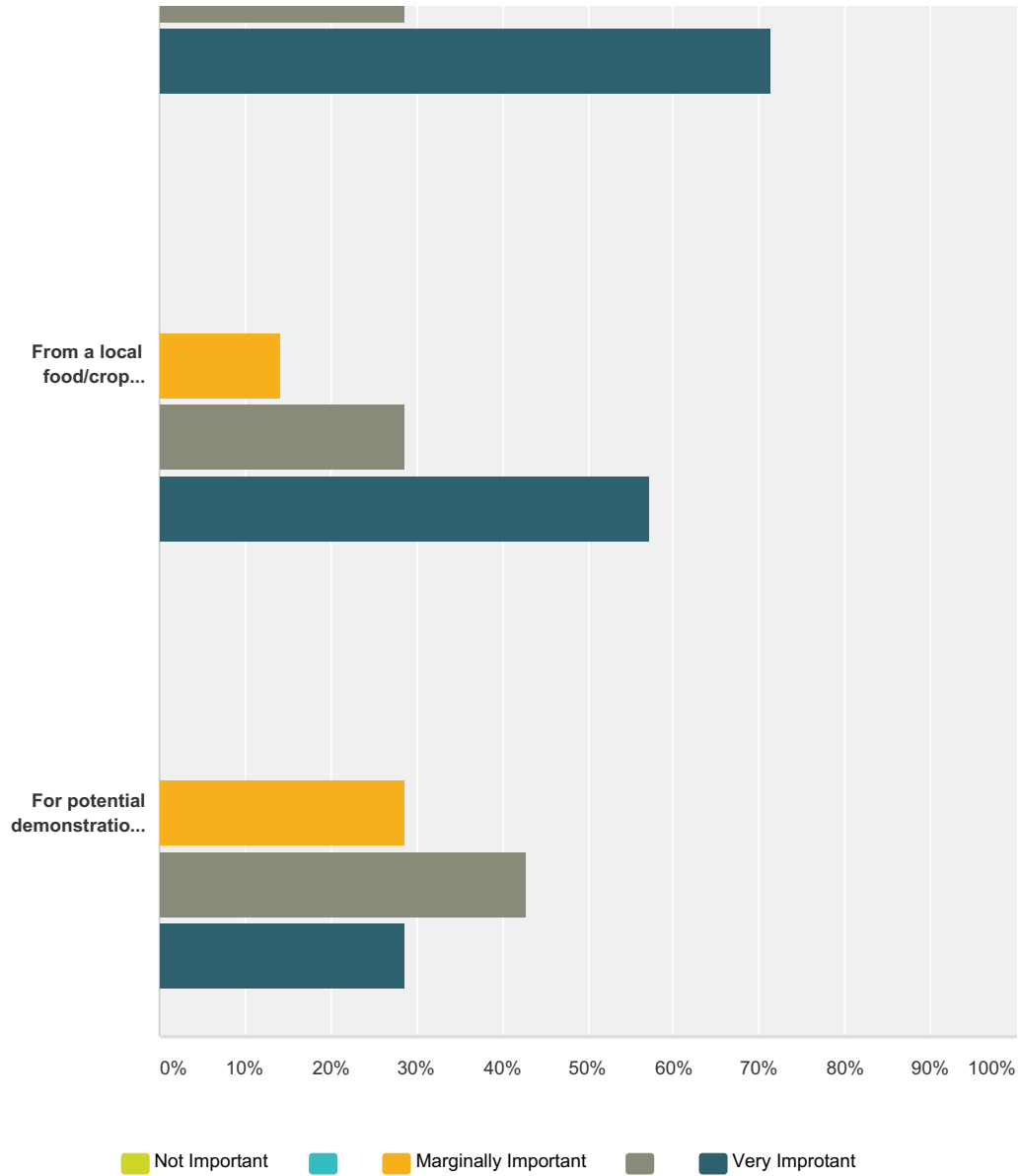
Florin Resource Conservation District Service Needs Assessment Survey

Groundwater Quality Protection	0.00% 0	0.00% 0	0.00% 0	25.00% 2	75.00% 6	8	4.75
Water Supply	0.00% 0	0.00% 0	0.00% 0	25.00% 2	75.00% 6	8	4.75
Watershed Protection and Improvement (Water quality, cleanliness, aesthetics of creeks, drainage, etc)	0.00% 0	0.00% 0	0.00% 0	50.00% 4	50.00% 4	8	4.50
Preservation and Improvement of Wildlife Habitat	0.00% 0	0.00% 0	0.00% 0	62.50% 5	37.50% 3	8	4.38
Farmland Preservation	0.00% 0	0.00% 0	25.00% 2	50.00% 4	25.00% 2	8	4.00
Invasive Weed Species Management (such as Yellow Starthistle)	0.00% 0	0.00% 0	25.00% 2	50.00% 4	25.00% 2	8	4.00
Vegetation Control for Fire Protection	0.00% 0	0.00% 0	25.00% 2	37.50% 3	37.50% 3	8	4.13
Soil Preservation and Erosion Control	0.00% 0	0.00% 0	37.50% 3	37.50% 3	25.00% 2	8	3.88
Groundwater Recharge (pumping surplus water into the ground for future use)	0.00% 0	0.00% 0	0.00% 0	50.00% 4	50.00% 4	8	4.50
Community Adult Education Programs (Water, soil conservation, property maintenance to improve runoff management, urban agriculture, etc)	0.00% 0	0.00% 0	37.50% 3	25.00% 2	37.50% 3	8	4.00
Community Youth Education Programs (Water quality protection, water conservation, urban agriculture, wildlife protection, etc)	0.00% 0	0.00% 0	25.00% 2	37.50% 3	37.50% 3	8	4.13
Runoff and Pollution Control (improving the quality of runoff water, capture, treatment and reuse, environmental treatment systems, etc)	0.00% 0	0.00% 0	12.50% 1	37.50% 3	50.00% 4	8	4.38
Outreach (Encourage Urban Farming, runoff control, water conservation)	0.00% 0	0.00% 0	37.50% 3	37.50% 3	25.00% 2	8	3.88
Open Space Preservation	0.00% 0	0.00% 0	25.00% 2	25.00% 2	50.00% 4	8	4.25
Other (List)	50.00% 1	0.00% 0	0.00% 0	0.00% 0	50.00% 1	2	3.00

#	Other (please specify)	Date
1	<p>Your statement says, "The 98 RCDs in the State of California help solve California's pressing statewide issues like climate change," Speaking of climate change, the cause of the drought in California and the West is geoengineering. Geoengineering is the aerial spraying of metal particles such as aluminum, titanium, barium and strontium in an aerosol medium. The purpose is solar radiation management (SRM), which is another name for geoengineering. The federal government has published documents detailing the geoengineering programs since the 1960s. These programs are fully operational and have been for years. There are over 150 patents for geoengineering. The 98 RCDs in the State of California should study this issue to become familiar with it. Start with this website. http://www.geoengineeringwatch.org/ Because geoengineering is the cause of the drought, the 98 RCDs in the State of California must address this issue in order to end or reduce the drought. It will not happen overnight. Addressing geoengineering will start with the RCDs studying the issue, learning about the history, reading government documents, and watching videos of aerial spraying and presentations by those who have studied this issue in depth. The Boards of Directors of the RCDs and their management and staff should study the issue. Once adequately informed they should lobby the U.S. Congress and the California Legislature in favor of legislation to expose, de-fund, and end geoengineering. This issue IS within the jurisdiction of the RCDs because geoengineering is the cause of the drought. Also, the RCDs should notify their customers about genengineering via the newsletters that they send out. They should provide resources where customers can learn more about geoengineering or at least give a basic explanation of what geoengineering is, how long the federal government has been working on it, and so on. Finally, the RCDs should encourage customers in these newsletter articles to contact their representatives in Congress and the California Legislature to encourage and ask for them to support legislation to expose, de-fund and end geoengineering. Thank you.</p>	12/29/2015 2:56 PM

Q5 How important is agricultural land preservation to you?

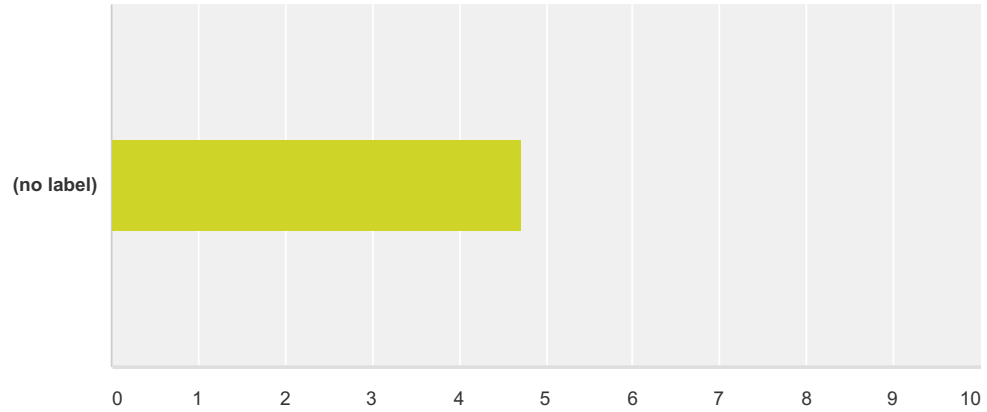




	Not Important	Marginally Important	Very Important	Total Respondents		
From the perspective of maintaining a rural feel to the community	0.00% 0	0.00% 0	42.86% 3	42.86% 3	14.29% 1	7
From the perspective of maintaining open space	0.00% 0	0.00% 0	0.00% 0	57.14% 4	42.86% 3	7
From a wildlife habitat conservation perspective	0.00% 0	0.00% 0	0.00% 0	28.57% 2	71.43% 5	7
From a water use/water resources perspective	0.00% 0	0.00% 0	0.00% 0	28.57% 2	71.43% 5	7
From a local food/crop production perspective	0.00% 0	0.00% 0	14.29% 1	28.57% 2	57.14% 4	7
For potential demonstration or pilot agricultural projects such as specialty crops, irrigation methods, urban agricultural training centers	0.00% 0	0.00% 0	28.57% 2	42.86% 3	28.57% 2	7

#	Other (please specify)	Date
---	------------------------	------

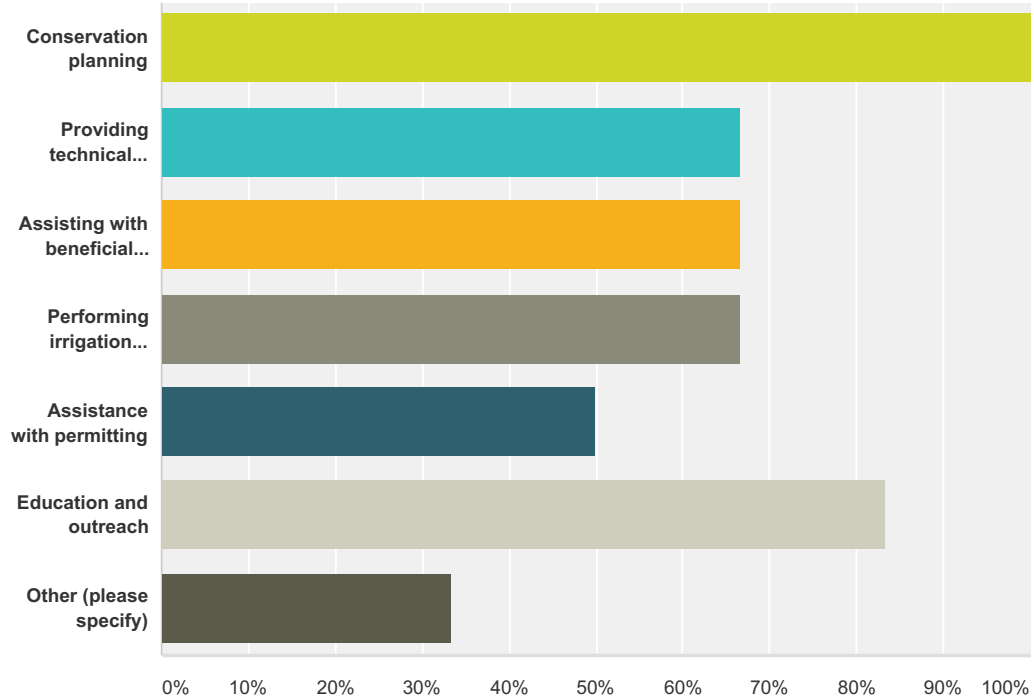
Q6 Do you support the Florin RCD partnering with land trusts and others in acquiring and managing conservation easements as a means of agricultural lands preservation?



	Do not support		Marginally Support		Strongly Support	Total	Weighted Average
(no label)	0.00%	0.00%	14.29%	0.00%	85.71%	7	4.71
	0	0	1	0	6		

#	Other (please specify)	Date
	There are no responses.	

Q7 Select each Agricultural support service with which you would like to see the Florin RCD involved:

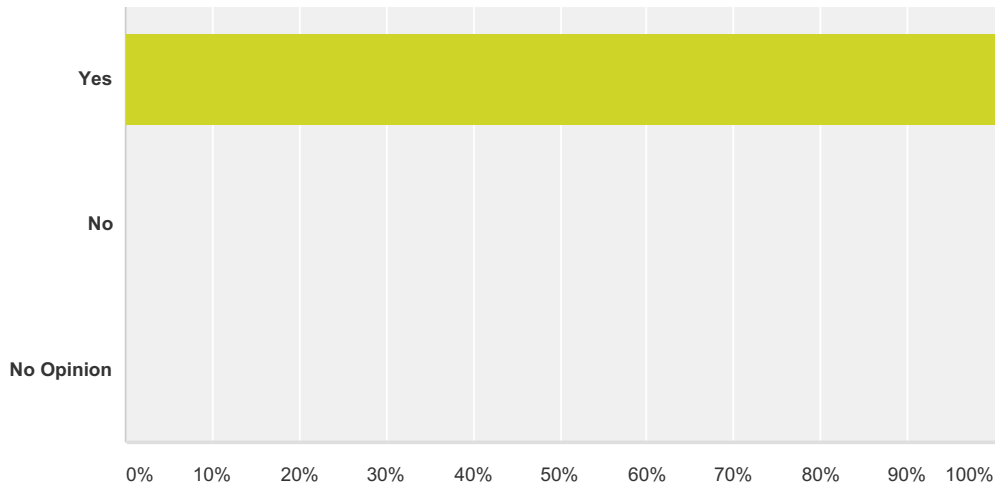


Answer Choices	Responses
Conservation planning	100.00% 6
Providing technical assistance to farmers	66.67% 4
Assisting with beneficial management practices and conducting pilot projects	66.67% 4
Performing irrigation assessments	66.67% 4
Assistance with permitting	50.00% 3
Education and outreach	83.33% 5
Other (please specify)	33.33% 2
Total Respondents: 6	

#	Other (please specify)	Date
1	Encourage the use of organic farming methods.	12/29/2015 2:58 PM
2	community gardens	11/6/2015 5:59 AM

Q8 Do you believe it is important to provide resource conservation services to help protect the soil, water, wildlife habitat, agricultural land and resources that support continued agriculture (e.g., honey bees, groundwater quality and quantity, weed abatement, fire protection, creek restoration, etc.) as the population in the area dramatically increases?

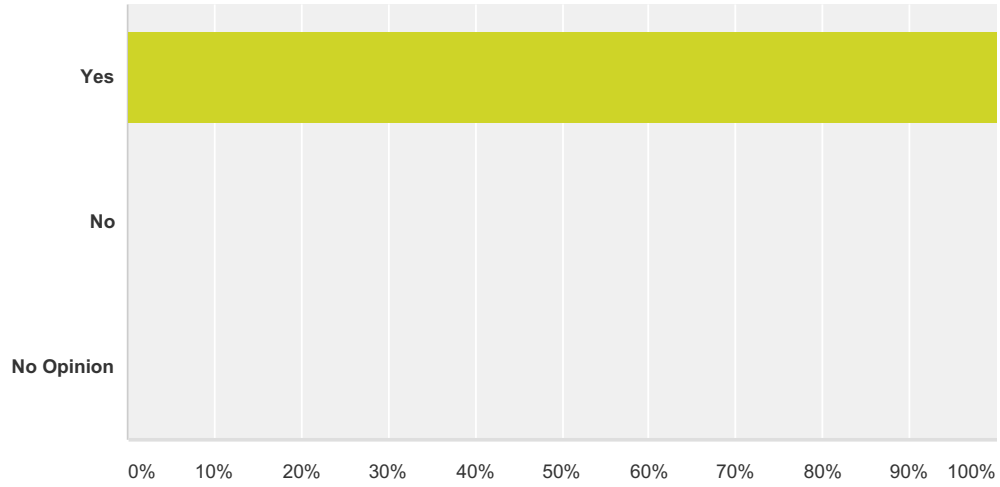
Answered: 7 Skipped: 1



Answer Choices	Responses	Count
Yes	100.00%	7
No	0.00%	0
No Opinion	0.00%	0
Total		7

Q9 Do you have concerns with the impact of new development on the natural resources of the region such as water, watersheds, soil and wildlife?

Answered: 7 Skipped: 1

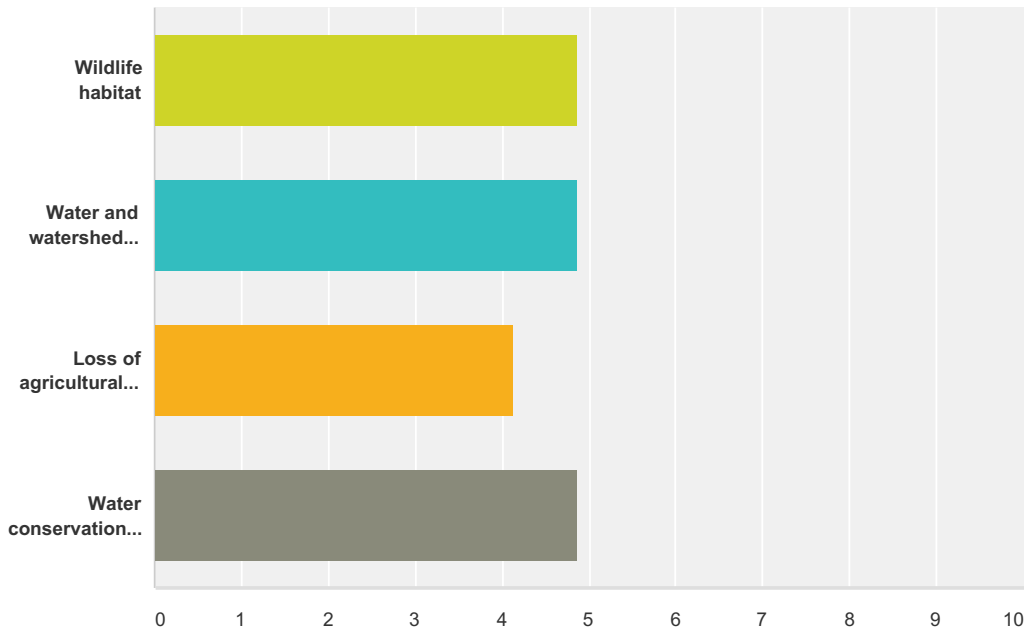


Answer Choices	Responses	
Yes	100.00%	7
No	0.00%	0
No Opinion	0.00%	0
Total		7

Q10 Do you have ideas about specific conservation-related services that, as far as you know, are not currently available in your community, but would be beneficial to protecting natural resources and the area's environment?

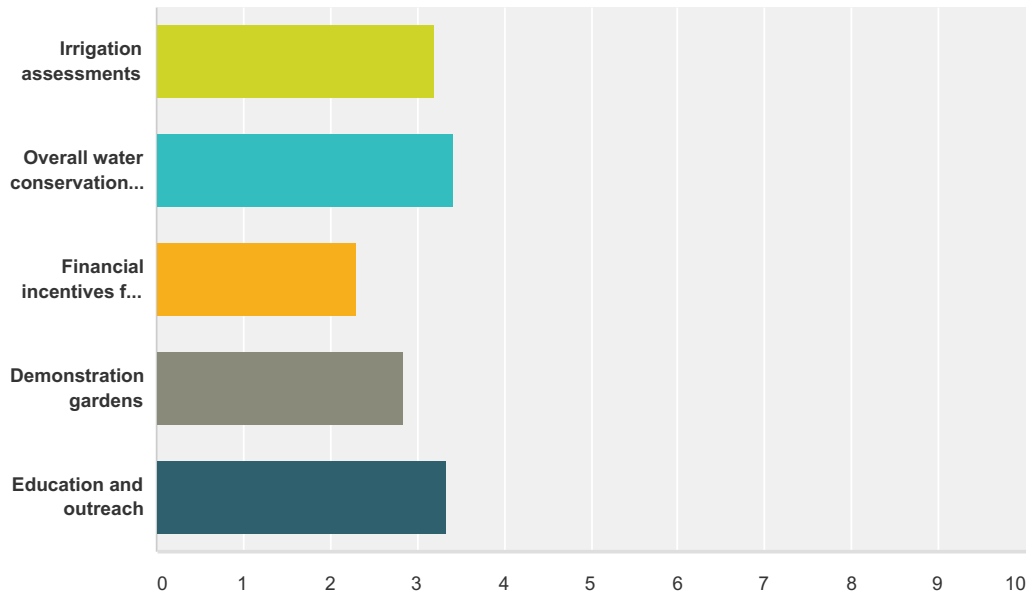
#	Responses	Date
1	Provide information to home owners and farmers about integrated pest management, meaning the non-toxic approaches to pest control.	12/29/2015 3:00 PM
2	Alternatives to using potable water for non-potable uses.	11/17/2015 3:43 PM
3	protect vernal pools	11/6/2015 6:00 AM

Q11 What potential impact of new development do you feel is most important for the FRCD to consider?



	Not Important		Somewhat Important		Very Important	N/A	Total	Weighted Average
Wildlife habitat	0.00% 0	0.00% 0	0.00% 0	14.29% 1	85.71% 6	0.00% 0	7	4.86
Water and watershed quality	0.00% 0	0.00% 0	0.00% 0	14.29% 1	85.71% 6	0.00% 0	7	4.86
Loss of agricultural lands	0.00% 0	0.00% 0	14.29% 1	57.14% 4	28.57% 2	0.00% 0	7	4.14
Water conservation and supply	0.00% 0	0.00% 0	0.00% 0	14.29% 1	85.71% 6	0.00% 0	7	4.86

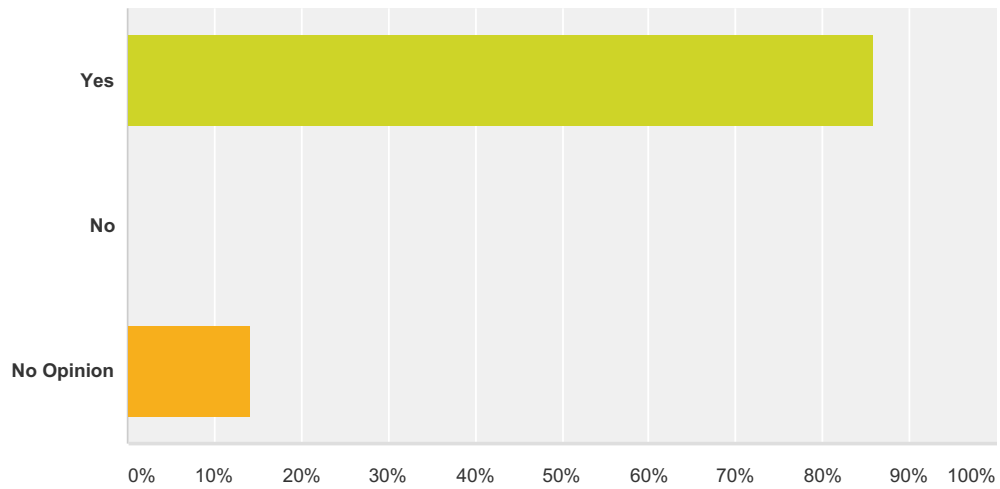
Q12 How do you feel about the water conservation services you are receiving locally?



	Inadequate		Marginally adequate		Completely adequate	Total	Weighted Average
Irrigation assessments	0.00% 0	20.00% 1	40.00% 2	40.00% 2	0.00% 0	5	3.20
Overall water conservation planning	0.00% 0	14.29% 1	28.57% 2	57.14% 4	0.00% 0	7	3.43
Financial incentives for water conservation	42.86% 3	0.00% 0	42.86% 3	14.29% 1	0.00% 0	7	2.29
Demonstration gardens	16.67% 1	0.00% 0	66.67% 4	16.67% 1	0.00% 0	6	2.83
Education and outreach	0.00% 0	0.00% 0	66.67% 4	33.33% 2	0.00% 0	6	3.33

#	Other (please specify)	Date
1	I am not aware of any of these services. All I know about is the regulation of water use. This is important and please continue it. But please see my comment from an earlier question in this survey about geoengineering and legislation. All the water conservation in the world cannot make up for the harmful, rain-preventing effects of geoengineering.	12/29/2015 3:03 PM
2	more classes and incentives needed locally	11/6/2015 6:01 AM

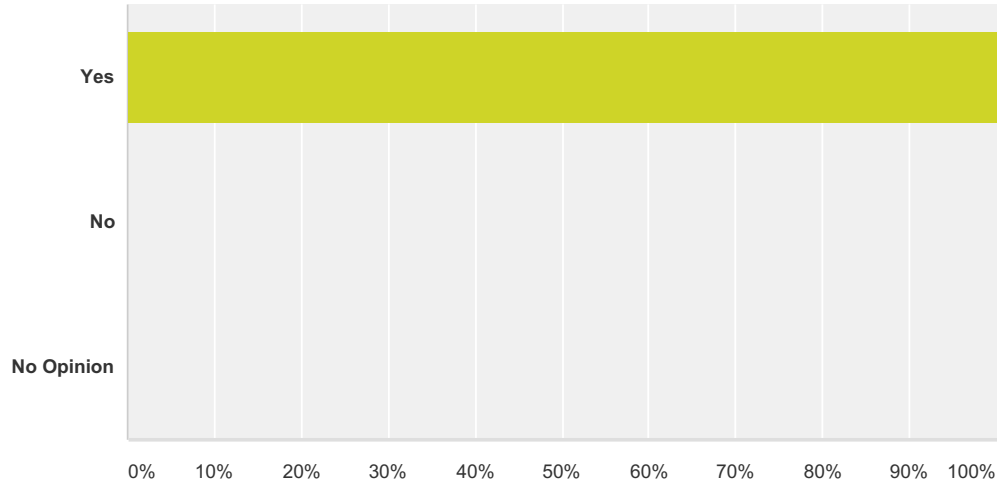
Q13 Do you support the Florin RCD involvement in regional water supply projects such as groundwater recharge (pumping water back into the ground to store for future use or to remedy land subsidence)?



Answer Choices	Responses
Yes	85.71% 6
No	0.00% 0
No Opinion	14.29% 1
Total	7

#	Other (please specify)	Date
1	This is a great idea and much needed since we cycle with drought years and rain years.	11/17/2015 6:52 AM

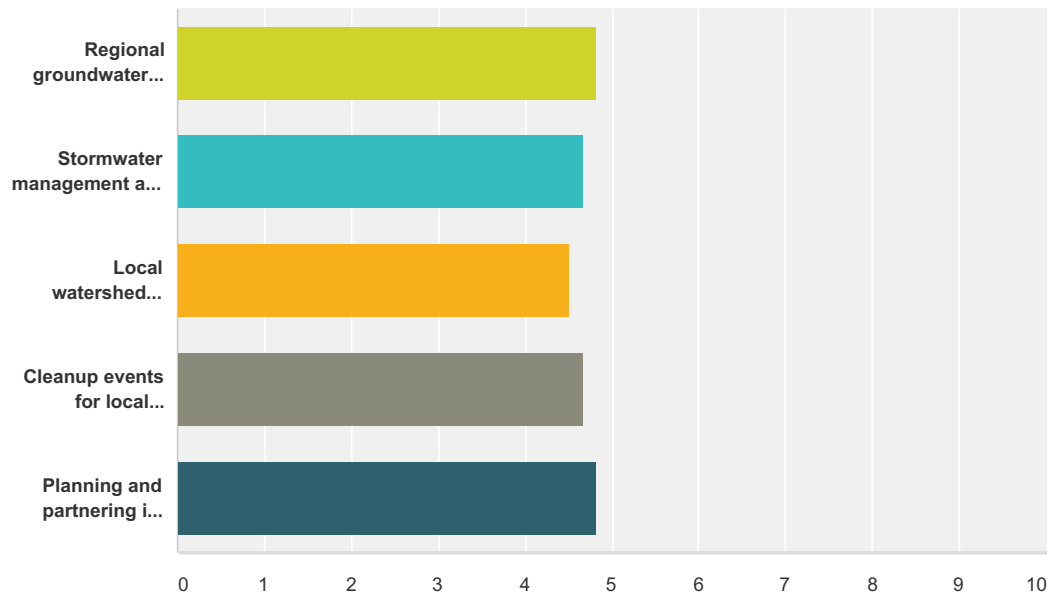
Q14 Do you support services and community volunteer opportunities such as local creek and stream cleanup and restoration projects?



Answer Choices	Responses	
Yes	100.00%	7
No	0.00%	0
No Opinion	0.00%	0
Total		7

#	Other (please specify)	Date
1	I was a cub scout leader and involved those years. Using scouts is a good use of youth and teaching them while young.	11/17/2015 6:53 AM

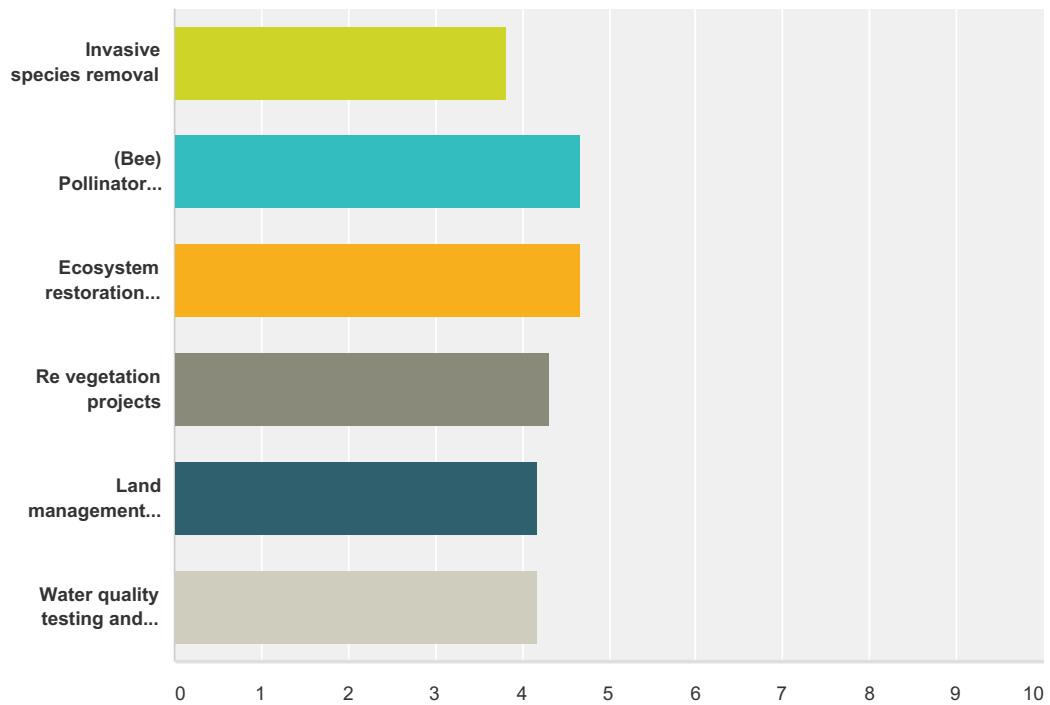
Q15 Do you feel the Florin RCD should be involved in:



	Not necessarily		Possibly		Absolutely	Total	Weighted Average
Regional groundwater protection	0.00% 0	0.00% 0	0.00% 0	16.67% 1	83.33% 5	6	4.83
Stormwater management and pollution control	0.00% 0	0.00% 0	0.00% 0	33.33% 2	66.67% 4	6	4.67
Local watershed assessments	0.00% 0	0.00% 0	0.00% 0	50.00% 3	50.00% 3	6	4.50
Cleanup events for local creeks, streams and other waterways	0.00% 0	0.00% 0	0.00% 0	33.33% 2	66.67% 4	6	4.67
Planning and partnering in regional water supply solutions/projects	0.00% 0	0.00% 0	0.00% 0	16.67% 1	83.33% 5	6	4.83

#	Other (please specify)	Date
1	Is the sky considered part of the watershed? It should be. If it is, then part of a watershed assessment is an assessment of the sky. See my response to an earlier question in this survey about geoengineering and legislation.	12/29/2015 3:05 PM

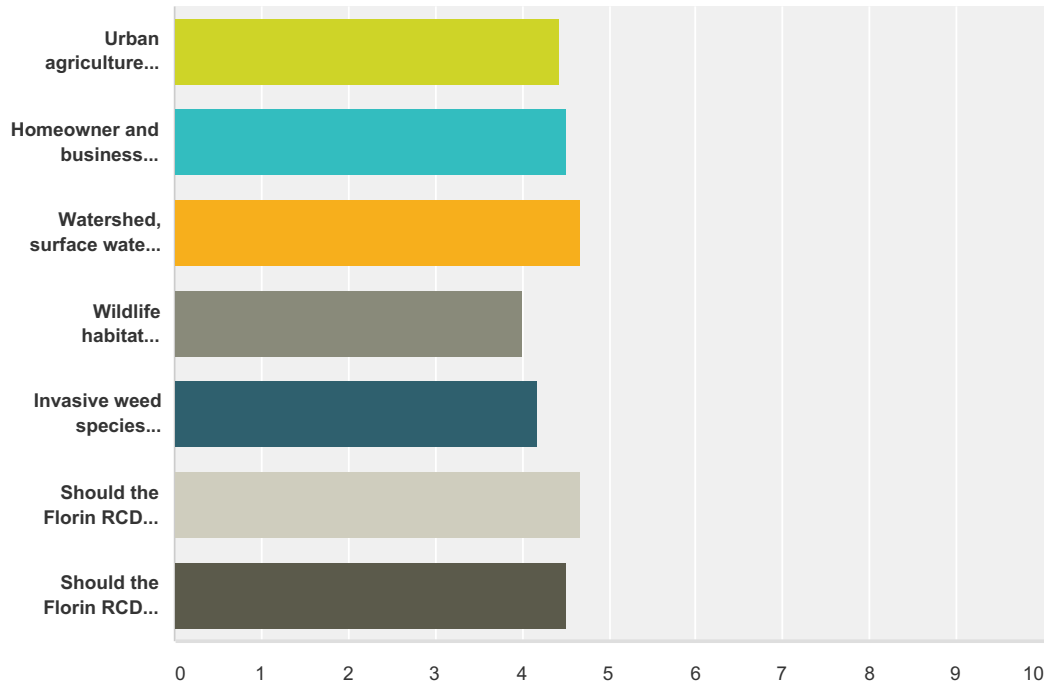
Q16 Do you support the Florin RCD involvement in:



	No support		Some support		High support	Total	Weighted Average
Invasive species removal	0.00% 0	0.00% 0	50.00% 3	16.67% 1	33.33% 2	6	3.83
(Bee) Pollinator habitat and related demonstration projects	0.00% 0	0.00% 0	0.00% 0	33.33% 2	66.67% 4	6	4.67
Ecosystem restoration projects	0.00% 0	0.00% 0	16.67% 1	0.00% 0	83.33% 5	6	4.67
Re vegetation projects	0.00% 0	0.00% 0	16.67% 1	33.33% 2	50.00% 3	6	4.33
Land management planning	0.00% 0	0.00% 0	33.33% 2	16.67% 1	50.00% 3	6	4.17
Water quality testing and monitoring	0.00% 0	16.67% 1	0.00% 0	33.33% 2	50.00% 3	6	4.17

#	Other (please specify)	Date
1	Geoengineering is killing wildlife and destroying habitat. Species are going extinct at a much higher rate than ever before. RCDs must realize that geoengineering and its effects directly affect the RCDs and all water customers. Lobbying for legislation to expose, de-fund and end geoengineering is within the jurisdiction of the RCDs.	12/29/2015 3:07 PM

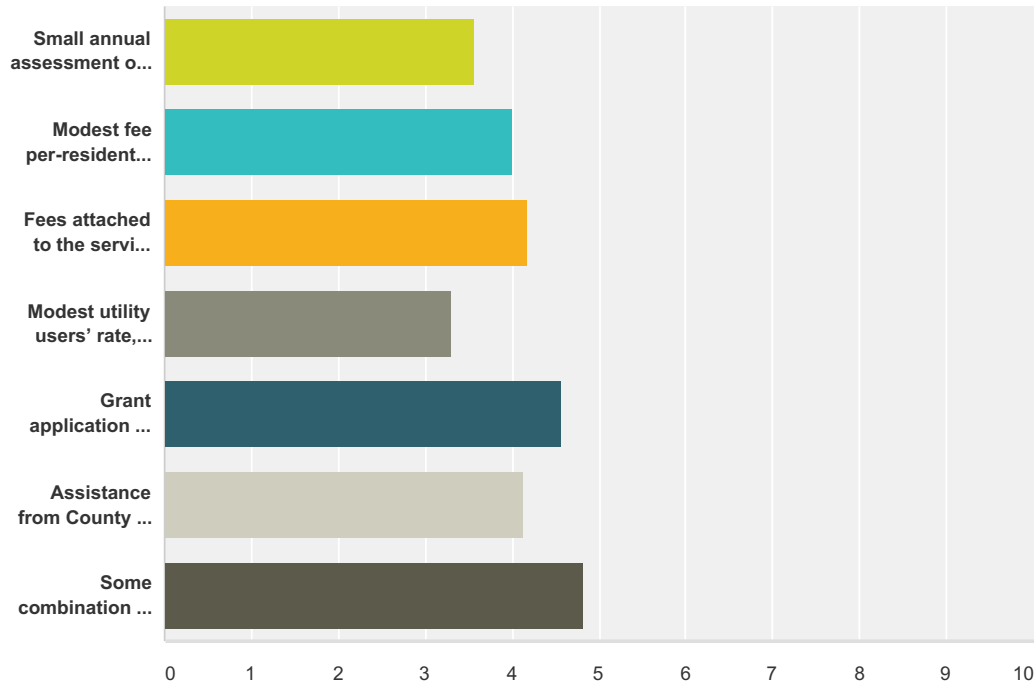
Q17 Please rank the importance of the following if the Florin RCD was to increase its community resource conservation education program, conducting classes on:



	Not important	(no label)	Somewhat important		Very important	Total	Weighted Average
Urban agriculture (production of food in a form and scale that is appropriate for urban areas and includes market garden; community garden, public; community garden, private; private garden; urban beekeeping and aquaculture)	0.00% 0	0.00% 0	14.29% 1	28.57% 2	57.14% 4	7	4.43
Homeowner and business practices to reduce storm water runoff for pollution control	0.00% 0	0.00% 0	0.00% 0	50.00% 3	50.00% 3	6	4.50
Watershed, surface water and groundwater protection	0.00% 0	0.00% 0	0.00% 0	33.33% 2	66.67% 4	6	4.67
Wildlife habitat improvement on private property	0.00% 0	0.00% 0	33.33% 2	33.33% 2	33.33% 2	6	4.00
Invasive weed species management and weed control for fire protection	0.00% 0	0.00% 0	16.67% 1	50.00% 3	33.33% 2	6	4.17
Should the Florin RCD provide a version of the above for community youth?	0.00% 0	0.00% 0	0.00% 0	33.33% 2	66.67% 4	6	4.67
Should the Florin RCD produce written, video and audio materials on the above, for public distribution?	0.00% 0	0.00% 0	0.00% 0	50.00% 3	50.00% 3	6	4.50

#	Other (please specify)	Date
	There are no responses.	

Q18 What, if any, finance mechanism(s) might you support in order to fund resource conservation services and track their effectiveness for the preservation of natural resources?



	No support		Somewhat support		Strongly Support	Total	Weighted Average
Small annual assessment on property tax per household.	14.29% 1	0.00% 0	28.57% 2	28.57% 2	28.57% 2	7	3.57
Modest fee per-residential unit of (new) development to help provide these offsetting services as new homes and businesses are built in the area, to be assessed to and paid by the developers.	14.29% 1	0.00% 0	0.00% 0	42.86% 3	42.86% 3	7	4.00
Fees attached to the services themselves (e.g. small tuition fee to take a class or purchase information materials)	16.67% 1	0.00% 0	0.00% 0	16.67% 1	66.67% 4	6	4.17
Modest utility users' rate, charged monthly to households and businesses within the jurisdiction receiving these services.	28.57% 2	0.00% 0	14.29% 1	28.57% 2	28.57% 2	7	3.29
Grant application and funding.	0.00% 0	0.00% 0	14.29% 1	14.29% 1	71.43% 5	7	4.57
Assistance from County or cities within the jurisdiction.	0.00% 0	0.00% 0	28.57% 2	28.57% 2	42.86% 3	7	4.14
Some combination of the above.	0.00% 0	0.00% 0	0.00% 0	16.67% 1	83.33% 5	6	4.83

#	Other (please specify)	Date
1	You get what you pay for. Resource conservation services are important but they are not free.	12/29/2015 3:11 PM

2	potential for mitigation fees? or environmental services related to the delta tunnels?	11/6/2015 6:06 AM
---	--	-------------------

Florin Resource Conservation District Needs Assessment Stakeholder List

Government Organizations

Primary Service Interests

Soil conservation/erosion control/erosion prevention	Pollution control
Runoff control	Coordinated Resource management
Pollution control	Waterway protection and restoration
Protect water quality	Educational workshops and outreach materials
Water conservation	Flood control and management
Water supply and distribution	Conservation assistance to individuals and public agencies

Agency and Contact

Agency	Contact Person	Phone	Email
National Resource Conservation Service	Dwane Coffey	(916) 714-1104 x 108	dwane.coffey@ca.usda.gov
Sacramento Local Area Formation Commission	Don Lockhart	(916) 874-6458	Donald.Lockhart@SacLAFCo.org
Lower Cosumnes Resource Conservation District	Amanda Platt	(916) 524-1435	amanda-platt@carcd.org
Sloughhouse Conservation District	Amanda Platt	(916) 524-1435	amanda-platt@carcd.org
Solano Resource Conservation District	Chris Rose	(707) 678-1655 x 106	chris.rose@solanorcd.org
City of Elk Grove	Laura Gill	(916) 478-2201	lgill@elkgrovecity.org
City of Rancho Cordova	Cyrus Abhar	(916) 851-8800	cabhar@cityofranhocordova.org
City of Folsom	Evert Palmer	(916) 355-7220	epalmer@folsom.ca.us
City of Sacramento	John Shirey	(916) 808-5704	JFShirey@cityofsacramento.org
County of Sacramento	Nav Gill	(916) 284-8364	GillN@saccounty.net
Sacramento Regional County Sanitation District	Prabhakar Somavarapu	(916) 876-6000	somavarapup@sacsewer.com
Sacramento-Yolo Mosquito & Vector Control District	Gary Goodman	800-429-1022	gwgoodman@fightthebite.net
Cosumnes Community Services District	Jeff Ramos	(916) 405-7166	jefframos@yourcsd.com

Florin Resource Conservation District Needs Assessment Stakeholder List

Nongovernment Organizations

Primary Service Interests

Woodlands conservation	Watershed restoration and enhancement
Wildlife conservation	Farm and range land conservation/management
Watershed conservation/management	Open space conservation
Improve land capabilities	Waterway protection and restoration
Facilitate coordinated resource management efforts	Vegetation/habitat preservation
Creek/waterway cleanups	Invasive species control
Documentation of native species	Educational workshops

Organization and Contact

Non-Government Organization	Contact Person	Phone	Email
Sacramento Farm Bureau	Charlotte Mitchell	(916) 685-6958	staff@sacfarmbureau.org
Nature Conservancy	Rob Donlan	(916) 449-2850	red@eslawfirm.com
Conservation Landowners	Rick Bettis		rckbettis40@gmail.com
North State Building Industry Association	Robert Smith	(916) 751-2750	rob@northstatebia.org
Agricultural Representative on SCGA	Tom Mahon		tom@mahonranch.com
Ag-Res Representative on Sac County Groundwater Authority	Carl Werder		Carl.L.Werder@gmail.com
Sacramento Tree Foundation	Ray Tretheway	(916) 974-4301	ray@sactree.com
Sacramento County Weed Management Area	Laura McCready	(916) 875-6603	mccreadyl@sacounty.net
Spease Bees	Robert Spease	(916) 897-4100	sales@speasebees.com
Laguna Creek Watershed Council	Barbara Washburn		barbwashburn@gmail.com
Stone Lakes Wildlife Refuge	Bart McDermott	(916) 775-4421	bart_mcdermott@fws.gov
Previous FRCD Board Member	Jack Waegell	(916) 423-1671	jwaegell@treasurer.ca.gov
American River Basin IRWMP	Rob Swartz	(916) 967-7692	rswartz@rwah2o.org

ATTACHMENT F

From: McDermott, Bart [mailto:bart_mcdermott@fws.gov]

Sent: Thursday, December 24, 2015 10:43 AM

To: David <daranda300@gmail.com>

Cc: Dale Claypoole <claypoole@sbcglobal.net>; SCOTT FINLEY <sbginley@sbcglobal.net>; Rob Burness <rmburness@comcast.net>

Subject: Re: FW: Florin Resource Conservation District

Hi David. It was nice meeting with you last week to talk about the scoping effort the Florin Resource Conservation District is currently undertaking to service its community. The Fish & Wildlife Service has many partnerships with organizations working to conserve the natural resources in the Central Valley and Delta. Through those partnerships, the Refuge provides wetland habitat for migratory birds wintering in the Central Valley as well as protecting and enhancing riparian and oak woodland habitat in the Stone Lakes basin.

The Refuge and our partners have similar interests in supporting the following:

- Protecting wildlife compatible farming: corn/wheat, alfalfa and irrigated pasture for beef and dairy cattle
- Monitoring water quality and mitigating increased urban runoff
- Providing environmental education opportunities to local schools and communities

The Refuge and Friends Group have been partnering on a variety of these projects. I have cc'ed the leadership of our Friends Group: Friends of Stone Lakes NWR. Please feel free to contact Dale or Scott for projects and partners they are working directly with.

There also may be an opportunity for the District to protect land in the north-eastern section of the the District boundary. Mr. Larry Carly (916-681-3628) has indicated that he is interested in donating his 450 acre parcel to an organization that will protect and name it after his family. The Refuge is unable to consider properties outside of our project boundary. I encourage the District to call Mr. Carly.

Bart McDermott

Refuge Manager
Stone Lakes NWR
Elk Grove, CA
916-775-4426 Office
916-869-6632 Cell

http://www.fws.gov/refuge/stone_lakes/

ATTACHMENT G

From: Barbara Washburn [mailto:washburnbt@frontiernet.net]

Sent: Wednesday, November 18, 2015 10:58 AM

To: daranda300@gmail.com

Cc: lakocapa@gmail.com

Subject: following up on phone conversation

Hi David,

I'm following up to our phone conversation with a note per your request.

The LCWC is interested in working with the Florin RCD to hold workshops for residents of Elk Grove and surrounding communities to foster drought tolerant landscaping. As I mentioned on the phone, a set of stormwater management practices known as low impact development (LID) involve infiltrating stormwater where it falls, thereby reducing runoff and fostering groundwater recharge. The LCWC is especially interested in promoting the use of LID practices because stormwater runoff contains pollutants that can kill aquatic life and the sheer volume of runoff degrades aquatic habitat. These very same practices help to increase groundwater recharge, thereby addressing the need to adapt to the drought and the impacts of climate change (less snow, more rain, but insufficient places to store that water). They involve removing some/all of the turf around a house, and replacing the landscaping with native or drought tolerant plants, requiring less water, fertilizer, and pesticides. It can also involve the construction of rain gardens, small depressions in the land in which roof and other runoff generated on site will accumulate and percolate into the subsurface.

The development which occurred in Elk Grove and neighboring areas over the past 20 years did not use LID practices to manage runoff. Retrofits are needed. Workshops such as the ones run by Ecolandscape California (<http://www.ecolandscape.org/>) educate homeowners and business owners about the ways they can remove lawn and enhance the landscape to save water, recharge the aquifer, and reduce pollution in local waterways. Such topics as planning a rain garden and plant selections are a few of the issues addressed in the workshops ELC puts on. They have held workshops in many of the communities in the Sacramento region, but none in the south part of the county - South Sac, Elk Grove, Mather, and surrounding areas.

We have approached the Elk Grove Water District about working together to sponsor such workshops. For a variety of reasons, we were unable to obtain the commitment from EGWD to hold the workshops. We welcome the opportunity to work with the Florin RCD and all others to sponsor and promote these workshops. Working with the RCD on this project would provide the basis for establishing positive working relationships that could evolve into planning for future projects as well. Further, sponsoring such workshops would provide the chance for the Florin RCD to show leadership in advancing thoughtful water management and planning in our region.

Best regards, Barbara
Barbara Washburn, Board of Directors
Laguna Creek Watershed Council
www.lagunacreek.org

ATTACHMENT H

News Release

Nov. 5, 2015

Community Forums Set to help Florin Resource Conservation District Determine Future

Sacramento/Elk Grove – Florin Resource Conservation District (Florin RCD) will hold three community forums **Nov. 17, 18 and 19**, seeking input from the public regarding how the district can best serve a growing community in the years to come.

The interactive meetings will each last from **6 p.m. to 8 p.m.**, and those attending will be encouraged to participate, share ideas and ask questions. The forums are scheduled in three parts of the District as follows:

Nov. 17: Barbara M. Wackford Community & Aquatic Complex, 9014 Bruceville Rd., Elk Grove

Nov. 18: Splash Center, 4426 Excelsior Road, Mather

Nov. 19: Elk Grove Library, 8900 Elk Grove Blvd., Elk Grove

The District operates the Elk Grove Water District, but also provides limited resource conservation services outside the Water District in a farther-reaching jurisdiction. The Florin RCD includes a piece of the Delta region just west of Elk Grove, all of Elk Grove, and sprawls north and east of Elk Grove to include unincorporated Sacramento County along the Jackson Highway to approximately Mather AFB and Rancho Cordova, south through the Vineyard and Cosumnes areas and Galt.

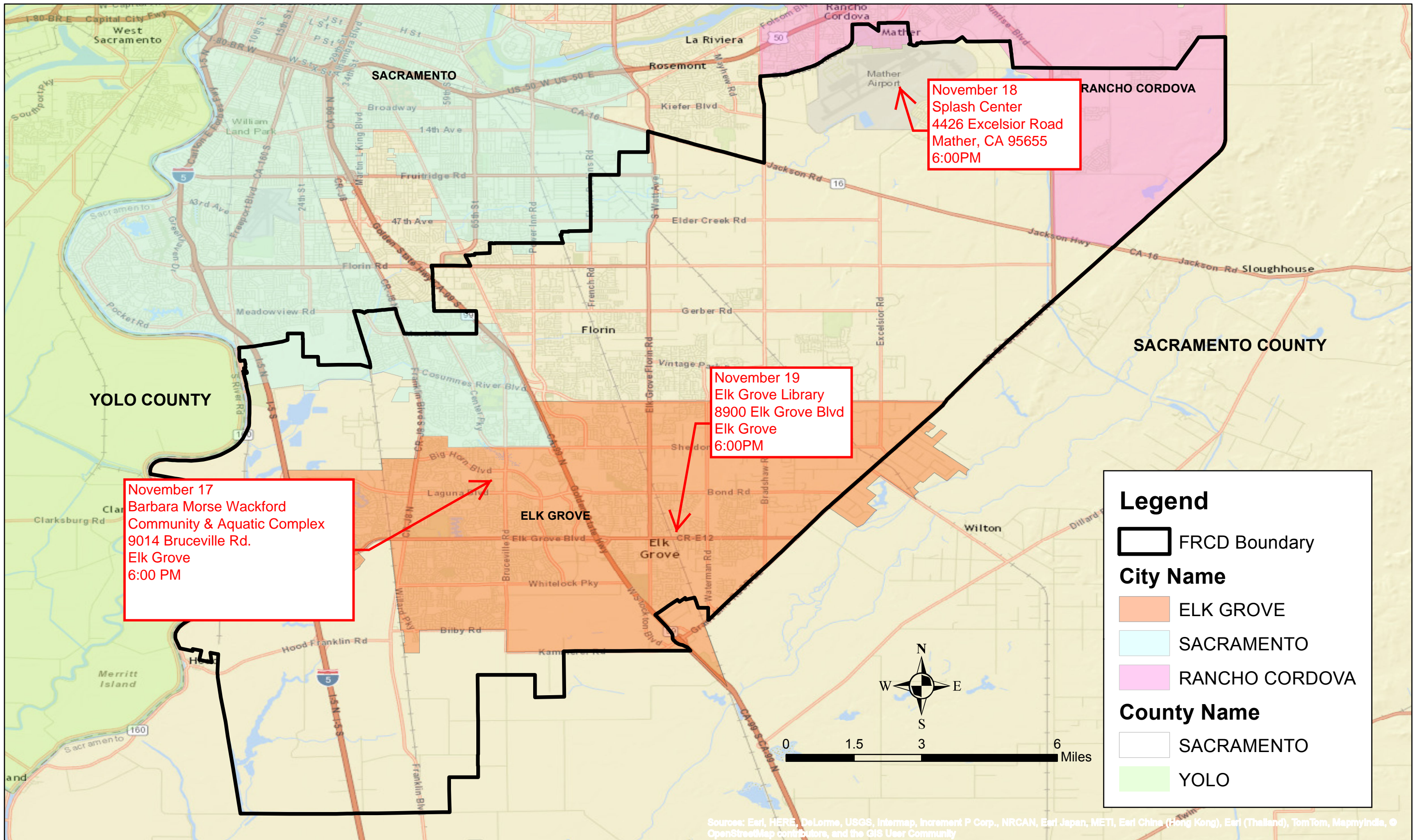
Beyond providing safe, reliable water to the part of Elk Grove east of Highway 99 through the Water District, Florin RCD has little funding but provides such programs as weed abatement, soil erosion conservation education and programs, and water quality services. “Throughout the state, other RCDs are involved in such services as watershed and water quality protection and restoration, improving and preserving wildlife habitat, and assisting with solutions for local agricultural viability,” said Mark Madison, General Manager of Florin RCD. “We are very interested to see if there is a need and desire in our area for Florin RCD to take on any new services.”

Projections that development projects will add 20,000 to 30,000 more homes and additional commercial enterprises within the District – especially in the north and eastern parts – are part of the impetus for the District’s Board of Directors to undertake a visioning process to determine their proper role in a changing region. The Board and General Manager Mark Madison stress that the first step is to talk to residents to get their ideas and concerns about current services and what, if any, additional services

may be important as the community grows. The District also knows that it must consider ideas for which they can also identify revenue sources to pay for them.

Light refreshments will be served. Residents may also learn more about the project by visiting its website at www.frcdstudy.com.

Contact: Mark Madison, General Manager, 916-685-3556



Florin Resource Conservation District Service Needs Assessment
 Public Input Forum Locations, November 17 - 19, 2015 - 6:00PM

Attachment I



Florin RCD Needs Assessment - Opportunities

1 RECOMMENDATIONS IN SUPPORT OF AGRICULTURE AND HEALTHY COMMUNITIES

1.1 PARTNER IN IMPLEMENTATION OF THE SACRAMENTO REGION, FOOD SYSTEM ACTION PLAN¹

Discussion: The Sacramento Regional Community Foundation (herein referred to as Foundation) specializes in bringing engaged community members together to help achieve some of the goals that help enrich and define Sacramento: fostering community generosity, a thriving cultural scene, promoting and expanding accessible higher education, and encouraging the region's movement to provide a healthy, fresh and available food supply. In 2014, the Foundation chose four new strategic initiatives through which they intend to play a significant leadership role, leverage available community investments, and partner with key stakeholders.

The FRCD is well poised with its long-standing, successful history as a government agency, its large and diverse service area and identified community needs to partner with the Foundation, existing nonprofit education organizations and landowners to provide agricultural and economic support services.

1.2 SPECIFIC OPPORTUNITIES INCLUDE:

- 1.2.1.1 The purchase, lease or acquisition of land through development mitigation or donation, for the specific purpose of supporting local urban farming; and
- 1.2.1.2 Evaluation of new farming and land management technologies and associated pilot projects; and
- 1.2.1.3 Provide farmer training, community urban gardening training and youth/ adult career education opportunities.

Funding: State, federal and local grant money is available to assist in land acquisition, planning and implementing projects related to efficient water use, irrigation technologies and related education, runoff control and onsite storm water management. The Foundation supports the educational, healthy living and career development activities through its "Transforming the Creative Economy" and "Connecting the Regional Food Economy" initiatives. Sacramento County's land development regulations require certain projects to dedicate lands for public use for activities such as community gardens and open space corridors which could be owned and maintained by the FRCD with assessments, taxes or fees levied on the parcels created within the new development.

Potential Partners:

- Sacramento Regional Community Foundation (www.sacregcf.org)
- Sacramento Food Bank and Family Services (www.sacramentofoodbank.org)
- Valley Vision, Inc (www.valleyvision.org)
- Sacramento Education Collaborative (<http://readingpartners.org/location/sacramento/>)

¹The Sacramento Region, Food System Action Plan was prepared by the Foundation and Valley Vision www.sacregfoodaction.org

January 27, 2016

TO: Chairman and Directors of the Florin Resource Conservation District

FROM: Ellen Carlson, Management Analyst

SUBJECT: **ELK GROVE WATER DISTRICT CONSERVATION ACTIVITIES –
DECEMBER 2015**

RECOMMENDATION

This item is presented for information only. No action by the Board is proposed at this time.

Summary

Service Area 1 reduced its water consumption by 28.56 % in December in comparison to December 2016 usage. Service Area 2 reduced by 44.66% for the same period. The combined reduction for both service areas was 35.57%. The cumulative reduction since June 2015, now totals 36.14% which is significantly above the District's target of 28%.

DISCUSSION

Background

Governor Brown issued an Executive Order calling for an extension of emergency drought restrictions to urban potable water use through October 31, 2016 should drought conditions continue through January 2016. The State Water Resources Control Board met on December 7 to discuss a regulatory framework for extending the emergency regulations and receive comment until January 6. An announcement of the continuation of the emergency drought restrictions is expected at any time.

The District remains at a Stage 2 Plus – Extreme Water Warning of the Water Shortage Contingency Plan. Staff conduct daily patrols looking for signs of water waste violations. Fourteen patrols, once each morning and another in the evening are completed every week.

ELK GROVE WATER DISTRICT CONSERVATION ACTIVITIES – DECEMBER 2015

Page 2

Present Situation

Current water use reduction status

In compliance with the State of California's Emergency Drought Regulations, Elk Grove Water District continues at a Stage 2 Plus – Extreme Water Warning of the Water Shortage Contingency Plan. The table attached to this report show the production figures for 2013 and the year to date for 2015 with the reduction percentages both for the month and cumulative for the 2015-2016 year.

Rules and requirements

The Stage 2 Plus restrictions include:

- Irrigation is limited to two days a week, designated by the property address
- All irrigation is prohibited between 10 AM and 6 PM
- No irrigation is permitted during or up to 48 hours after measurable rainfall
- No runoff or gutter flooding is permitted
- No use of a hose to wash a motor vehicle, unless the hose is fitted with a shut off nozzle
- No washing down driveways or sidewalks
- Water is served in restaurants only on request

Enforcement

Airborne Securities continues to patrol every night from 6 PM until 2 AM. They also patrol on weekends from 4 AM until noon. Internal staff is patrolling weekdays from 4 AM until 1:30. Water waste violations have greatly decreased, but patrols continue as a deterrent.

EGWD issued 203 water waste notices in December. Seven Administrative Citations were issued in December, and three were waived for Water School attendance. Water School classes are scheduled through mid-February throughout the region and customers who have received an Administrative Citation for a third violation can have that Citation waived by attending a Water School class. Administrative Citations issued for subsequent violations are not eligible to be waived.

ELK GROVE WATER DISTRICT CONSERVATION ACTIVITIES – DECEMBER 2015

Page 3

Public outreach

For many years, EGWD customers have benefited by Sacramento County Water Agency's (SCWA) compliance with a Demand Management calling for wholesale agencies to provide water conservation assistance for its retail agencies. This assistance has been in the form of covering the costs of landscape irrigation audits and water wise house calls for EGWD customers. SCWA is renegotiating its contract with Water Wise Consulting, the vendor that performs this work and therefore, has discontinued this benefit for the present. Staff will not know until mid-February if SCWA will resume conservation assistance.

STRATEGIC PLAN CONFORMITY

Compliance with State regulations is in conformity with the District's Business Practice goals of the 2012-2017 Strategic Plan.

FINANCIAL SUMMARY

There is no direct financial impact associated with this report.

Respectfully submitted,



for ELLEN CARLSON
MANAGEMENT ANALYST

Attachments

Attachment 1

Elk Grove Water District Water Usage												
----- Monthly Production (gallons) -----												
	January	February	March	April	May	June	July	August	September	October	November	December
2013												
GW (SA1)	68,254,916 *	81,368,191 *	100,542,522	121,613,523	172,623,839	196,557,137	221,335,388	205,830,850	166,997,536	145,352,530	107,186,459	80,494,167
Purchased (SA2)	33,769,956	30,929,052	36,942,972	51,911,200	87,470,372	100,709,224	112,128,192	110,885,764	105,417,136	81,665,892	71,505,060	62,165,532
Total	102,024,872	112,297,243	137,485,494	173,524,723	260,094,211	297,266,361	333,463,580	316,716,614	272,414,672	227,018,422	178,691,519	142,659,699
2015												
GW (SA1)	62,684,574	57,365,413	86,489,437	88,984,850	106,158,389	114,555,359	127,038,586	125,052,315	117,883,208	99,385,733	64,079,715	57,508,787
Purchased (SA2)	28,648,400	30,029,208	36,876,400	51,626,212	52,734,000	62,368,240	71,273,928	75,055,068	70,123,504	63,526,892	46,873,420	34,399,772
Total	91,332,974	87,394,621	123,365,837	140,611,062	158,892,389	176,923,599	198,312,514	200,107,383	188,006,712	162,912,625	110,953,135	91,908,559
% Reduction	10.48%	22.18%	10.27%	18.97%	38.91%	40.48%	40.53%	36.82%	30.99%	28.24%	37.91%	35.57%
% Cumulative Reduction						40.48%	40.51%	39.27%	37.42%	35.98%	36.19%	36.14%
*Notes												
SA1 = Service Area 1, SA2 = Service Area 2. SA1 is all groundwater (GW) production. SA2 is all purchased water from SCWA.												
Actual Recorded Prod. (Jan. 2013) - Service Area 1 79,361,342 gallons (Includes water delivered to SA2 due to open intertie. Intertie closed end of Feb. 2013)												
Actual Recorded Prod. (Feb. 2013) - Service Area 1 94,608,406 gallons (Includes water delivered to SA2 due to open intertie. Intertie closed end of Feb. 2013)												
To determine estimate of Feb. 2013 production delivered to Service Area 1, use multiplier from March data which is seasonally similar.)												
Service Area 1 Multiplier = 1.39 (calculated from March 2013 Prod. Data / March 2014 Prod. Data)												
Calc'd Feb. 2013 Prod. = Feb. 2014 Prod. Data x 1.39 = 79,737,924												
To determine estimate of Jan. 2013 production, use prorated amount from Feb. 2013 data. (This method due to Jan. 2014 being unseasonably hot.)												
Calc'd Jan. 2013 Prod. = (Feb. 2013 Prod. Data Actual) x Jan. 2013 Prod. Data Actual = 68,254,916												

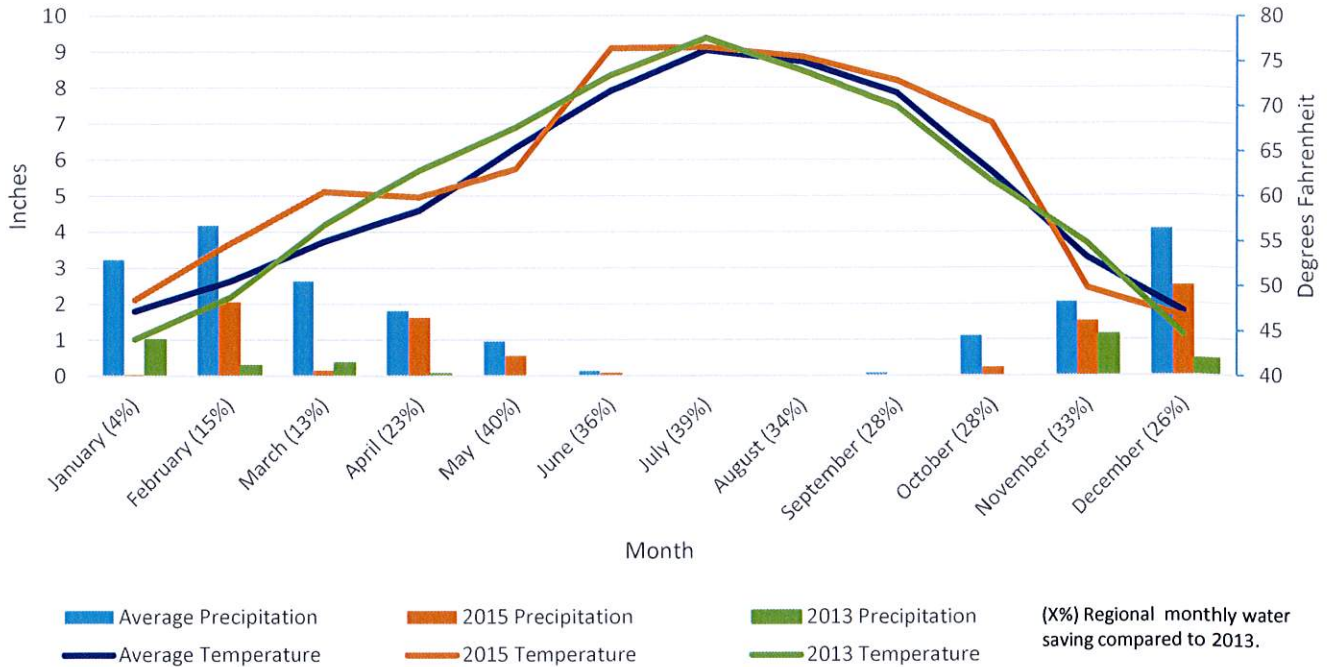
RWA Drought Summary December 2015

REDUCTION BY VOLUME (Million Gallons)													
	Jan.	Feb.	March	April	May	June	July	August	Sept.	Oct.	Nov.	Dec.	Total
2015	6,714	6,179	8,781	9,282	10,536	12,419	13,789	13,866	12,560	10,759	7,131	6,217	118,233
2013	6,958	7,228	10,087	12,100	17,433	19,488	22,418	20,859	17,316	14,836	10,649	8,433	167,806
%	3.5%	14.5%	13.0%	23.3%	39.6%	36.3%	38.5%	33.5%	27.5%	27.5%	33.0%	26.3%	29.5%

STATE WATER BOARD WATER SAVINGS TRACKING (Million Gallons)										
	Jan.	Feb.	June	July	August	Sept.	Oct.	Nov.	Dec.	Total
2015/16			12,419	13,789	13,866	12,560	10,759	7,131	6,217	76,740
2013			19,488	22,418	20,859	17,316	14,836	10,649	8,433	113,999
%			36.3%	38.5%	33.5%	27.5%	27.5%	33.0%	26.3%	32.7%

REDUCTION BY AGENCY (Data compared to 2013)			
Water Agency	Conservation Target	Dec. 2015 Reduction	June-Dec. 2015 Reduction
California American Water	20%	27.4%	35.6%
Carmichael Water District	36%	33.0%	34.5%
Citrus Heights Water District	32%	25.9%	36.1%
City of Davis	28%	22.5%	27.3%
City of Folsom	32%	16.4%	28.0%
City of Lincoln	32%	28.6%	33.3%
City of Roseville	28%	26.1%	35.9%
City of Sacramento	28%	21.3%	30.7%
City of West Sacramento	28%	21.2%	33.9%
City of Woodland	24%	30.2%	31.3%
City of Yuba City	32%	29.5%	28.2%
Del Paso Manor Water District	25%	40.6%	35.1%
El Dorado Irrigation District	28%	35.3%	30.3%
Elk Grove Water District	28%	35.6%	36.1%
Fair Oaks Water District	36%	33.5%	36.1%
Golden State Water Company	36%	17.2%	33.0%
Orange Vale Water Company	36%	36.4%	37.7%
Placer County Water Agency	32%	32.7%	31.5%
Rancho Murieta CSD	25%	31.2%	27.7%
Rio Linda/Elverta CWD	36%	25.2%	33.8%
Sacramento County Water Agency	32%	24.9%	37.0%
Sacramento Suburban WD	32%	30.5%	32.1%
San Juan Water District	36%	26.4%	36.6%
	Average	30.5%	33.1%
	Minimum	20.0%	27.3%
	Maximum	36.0%	37.7%

Precipitation and Temperature, Average (1998-2014), 2013 and 2015



Water Agency	2015 Residential Gallons Per Capita Per Day (R-GPCD)											
	Jan.	Feb.	Mar.	Apr.	May	June	July	Aug.	Sept.	Oct.	Nov.	Dec.
California American Water	105	109	129	81	82	106	106	110	101	86	65	59
Carmichael Water District	73	78	114	126	162	136	192	200	203	172	99	79
Citrus Heights Water District	85	83	108	117	129	163	176	172	160	140	82	76
City of Davis	60	62	80	87	88	101	108	112	114	103	68	51
City of Folsom	85	86	107	139	143	176	195	195	186	154	101	88
City of Lincoln	76	78	111	88	110	145	142	175	152	127	84	59
City of Roseville	53	56	69	85	84	97	119	122	118	101	60	52
City of Sacramento	64	62	87	85	100	117	136	136	115	104	69	63
City of West Sacramento	57	67	74	100	106	110	118	119	110	103	100	82
City of Woodland	60	65	59	65	84	103	101	104	104	87	72	57
City of Yuba City	90	94	113	123	128	142	147	143	130	123	85	64
El Dorado Irrigation District	79	71	104	102	134	169	231	169	224	117	79	73
Elk Grove Water District	57	60	79	85	93	105	114	112	112	93	63	57
Fair Oaks Water District	85	85	125	136	156	201	227	225	214	172	96	77
Golden State Water Company	122	108	104	115	125	155	158	163	164	144	109	97
Orange Vale Water Company	100	100	151	159	179	238	269	267	243	189	108	90
Placer County Water Agency	77	83	115	151	145	168	183	203	162	126	97	82
Rancho Murieta CSD	91	118	126	138	132	210	213	237	218	172	139	85
Rio Linda/Elverta CWD	98	101	113	141	169	216	229	219	199	155	99	82
Sacramento County Water Agency	82	81	109	118	117	122	127	127	121	108	73	65
Sacramento Suburban WD	73	66	100	87	94	136	132	141	126	90	55	63
San Juan Water District	106	113	191	233	283	334	359	363	338	272	148	111
Sacramento Regional Average	78	77	102	102	112	135	149	149	140	114	76	67

January 27, 2016

TO: Chairman and Directors of the Florin Resource Conservation District
FROM: Mark J. Madison, General Manager
SUBJECT: **ELK GROVE WATER DISTRICT OPERATIONS REPORT – DECEMBER 2015**

RECOMMENDATION

This item is presented for information only. No action by the Board is proposed at this time.

Summary

The Elk Grove Water District (EGWD) Operations Report is a standing item on the regular board meeting agenda.

All regulatory requirements were met for the month of December. Other notable events are described below.

DISCUSSION

Background

Every month, staff presents an update of the activities related to the operations of the District. Included for the Board's review is the EGWD's December 2015 Operations Report.

Present Situation

The EGWD December 2015 Operations Report highlights are as follows:

- **Operations Activities Summary** – Information yielded in this section is derived from the District's Cityworks database. Notable items in the activities summary are that the District hung 10 door hangers for past due balances which resulted in zero shutoffs.

ELK GROVE WATER DISTRICT OPERATIONS REPORT – DECEMBER 2015

Page 2

- **Production** – The Combined Total Service Area 1 production graph on page 13 shows that production during the month of December decreased compared to December 2014 and is also approximately 29 percent less than what was produced in 2013. The production decrease remains due to the drought and customer water use reductions. The Total Demand/Production for both service areas on page 14 shows that customer use during the month of December, compared to December 2013 was down by 36 percent.
- **Static and Pumping Level Graphs** – The 4th quarter soundings are shown and indicate the static water levels in deeper zones have improved compared to 2013.
- **Treatment (Compliance Reporting)** – All samples taken during the month are in compliance with all regulatory permit requirements. No exceedances of any maximum contaminant levels were found and all water supplied to the District's customers met or exceeded safe drinking water standards.
- **Preventative Maintenance Program** – The tables included in this section of the report also include certain activities completed to date. Below is a list of out-of-ordinary maintenance work completed in December:
 - Treatment staff facilitated a tree trimming service at several district facilities.
 - Staff outfitted a new replacement fleet vehicle.
- **Backflow Prevention Program 2015** –There were 22 notices issued for the month. 7 devices passed on the initial test and 2 were deactivated. 13 secondary notices were issued, of which currently we have received no passing tests. There are a total of 15 outstanding devices, which will require further investigation.
- **Safety Meetings/Training** – There were 5 safety training sessions conducted for the month. Only 2 safety sessions are required by OSHA standards.
- **Service Line Replacement Map** – The Utility Department installed no service lines for residential services for the month.
- **Service and Main Leaks Map** – There was 1 main line leak and 1 service line leak reported for the month.

ELK GROVE WATER DISTRICT OPERATIONS REPORT – DECEMBER 2015

Page 3

STRATEGIC PLAN CONFORMITY

The District's Strategic Plan addresses responsible business practices and the importance of providing the community with safe drinking water. The EGWD Operations Report is a key document for managing the District's distribution and treatment system. The EGWD Operations Report assists the District toward its responsibility of delivering safe drinking water.

FINANCIAL SUMMARY

There is no financial impact associated with this report.

Respectfully Submitted,



MARK J. MADISON, P.E.
GENERAL MANAGER

MJM/ah


EGWD

OPERATIONS REPORT

December 2015



Elk
Grove
Water
District



Elk Grove Water District

Operations Report

Table of Contents

1. Operations Activities Summary	3
2. Production	
a. Active Well Sites & Intertie Connections Map	4
b. Monthly Production Graphs	
i. Well 1D School Street.....	5
ii. Well 4D Webb Street	6
iii. Well 11D Dino	7
iv. Well 14D Railroad	8
v. Well 3 Mar-Val	9
vi. Well 8 Williamson	10
vii. Well 9 Polhemus	11
viii. Well 13 Hampton	12
c. Combined Total Production	13
d. Total Demand/Production	14
3. Static and Pumping Level Graphs	
a. Well 1D School Street	15
b. Well 4D Webb Street	16
c. Well 11D Dino	17
d. Well 14D Railroad	18
e. Well 3 Mar-Val	19
f. Well 8 Williamson	20
g. Well 9 Polhemus	21
h. Well 13 Hampton	22
4. Regulatory Compliance	
a. Monthly Water Sample Report	23-26
b. Monthly Summary of Distribution System Coliform Monitoring (CDPH)	27-28
c. Monthly Compliance Report (SRCSD)	29-31
5. Preventative Maintenance Program	
a. M.C.C. and Lab	32
b. Backwash System and Storage Tanks	33
c. Booster Pumps	34
d. Chlor – Tec System	35
e. Filter Vessels	36
f. Standby Generator	37
g. Well 1D School Street	38
h. Well 4D Webb Street	39
i. Well 11D Dino	40
j. Well 14D Railroad	41
k. Well 3 Mar-Val	42
l. Well 8 Williamson	43
m. Well 9 Polhemus	44
6. Backflow Prevention Program 2015	45

7. Safety Meetings/Training	46
8. Service Line Replacement Map.....	47
9. Service and Main Leaks Map.....	48
10. Sample Station Areas Map	49
11. Sample Station Area(s) Pressure Monitoring.....	50-59

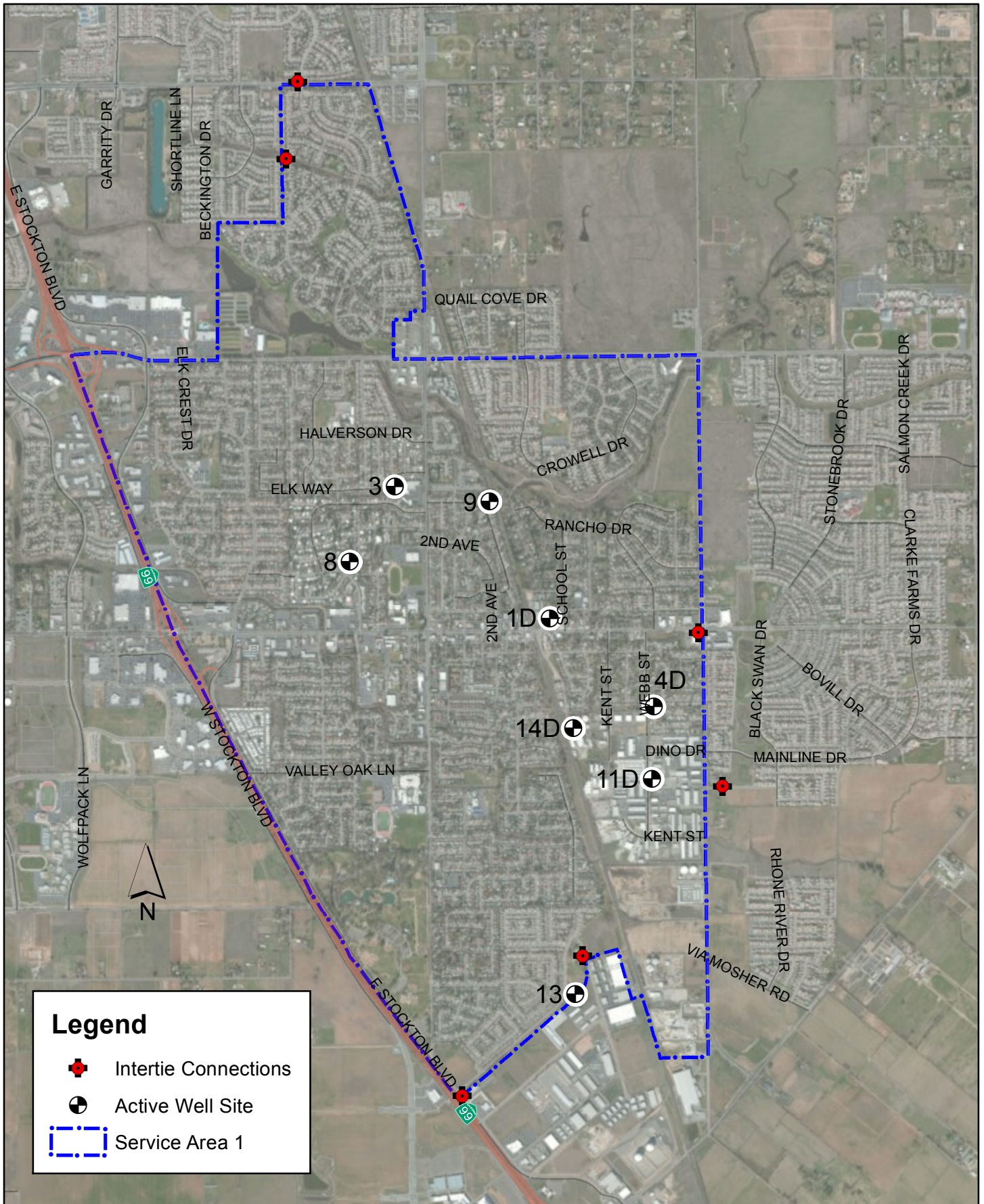
Operations Activities Summary

Service Requests: Dec-15 YTD (Since July 1, 2015)




<u>Department</u>	<u>Service Request</u>	<u>Hours</u>	<u>Service Request</u>	<u>Hours</u>
Distribution				
Door Hangers	10	2.5	1994	80.39
Shut offs	0	0	227	32.02
Turn ons	5	2	262	33.85
Investigations	31	14	224	121.34
USA Locates	90	22.5	741	185.25
Customer Complaints				
-Pressure	2	1	11	9.5
-Water Quality	2	3.25	11	9.5
-Other	0	0	0	0

Work Orders: Dec-15 YTD (Since July 1, 2015)

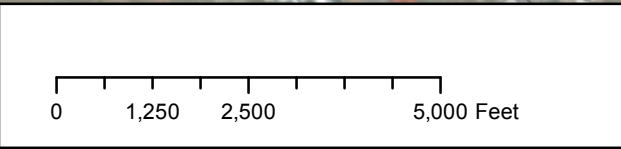
<u>Department</u>	<u>Work Orders</u>	<u>Hours</u>	<u>Work Orders</u>	<u>Hours</u>
Treatment:				
Preventative Maint.	30	126	93	332.5
Corrective Maint.	0	0	15	118
Water Samples	8	31	66	182
Distribution:				
Meters Installed	0	0	1	0.5
Backflow Devices Installed	1	28	10	59
Preventative Maint.				
-Hydrant Flushing Program	0	0	0	0
-Hydrant Maintenance	26	49	269	282.7
-Valve Exercising	109	36	710	194
-Other	0	0	0	0
Corrective Maint.				
-Leaks	2	40	36	540.5
-Other	15	123	124	712
Valve Locates	7	21.5	19	101.5
Utility:				
Service Line Replacement	0	0	54	992
Corrective Maint.	0	0	7	362



Legend

-  Intertie Connections
-  Active Well Site
-  Service Area 1

Active Well Sites & Intertie Connections



Elk Grove Water District



Elk Grove Water District

Monthly Production

Well ID School -- Dec. 2015

Selected Month Production
291,290 Gallons

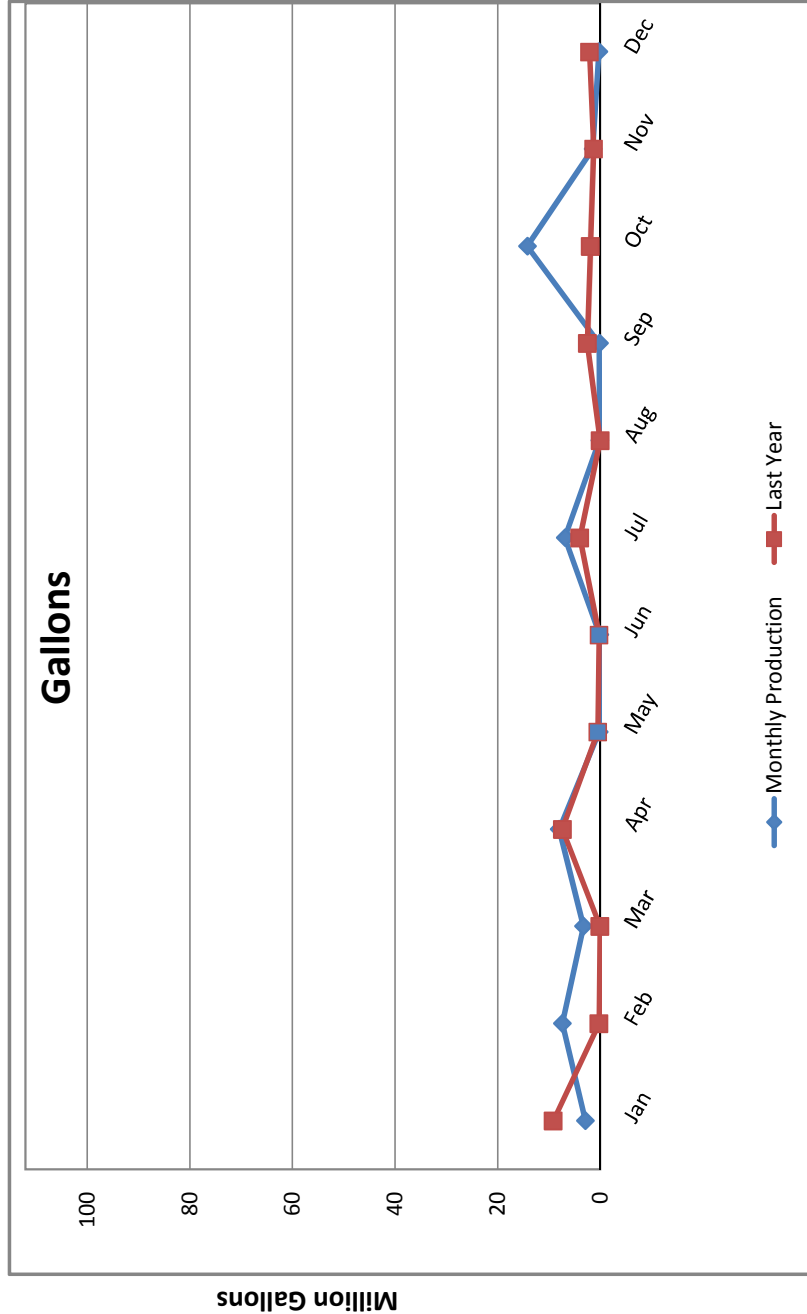
Average GPM:
1,867

Motor:
Volts: 469
Volts (Rated): 460
RPM: 1780
RPM (Rated): 2062
Amps A: 180
Amps A (Rated): 222
Amps B: 178
Amps B (Rated): 222
Amps C: 171
Amps C (Rated): 222

Motor Temp: 98.6 F
Hour Meter: 2.60
KW Hour Total: 560.00

Chlorine:
Dosing: 1.6
Demand: 0.62
Residual: 0.98

Vibration Reading:
Base Line: 0.05
Current: 0.02





Elk Grove Water District

Monthly Production

Well 4D Webb -- Dec. 2015

Selected Month Production
26,202,262 Gallons

Average GPM:
1,702

Motor:

Volts: 482
 Volts (Rated): 460
 RPM: 1879
 RPM (Rated): 1775
 Amps A: 183
 Amps A (Rated): 225
 Amps B: 182
 Amps B (Rated): 225
 Amps C: 183
 Amps C (Rated): 225

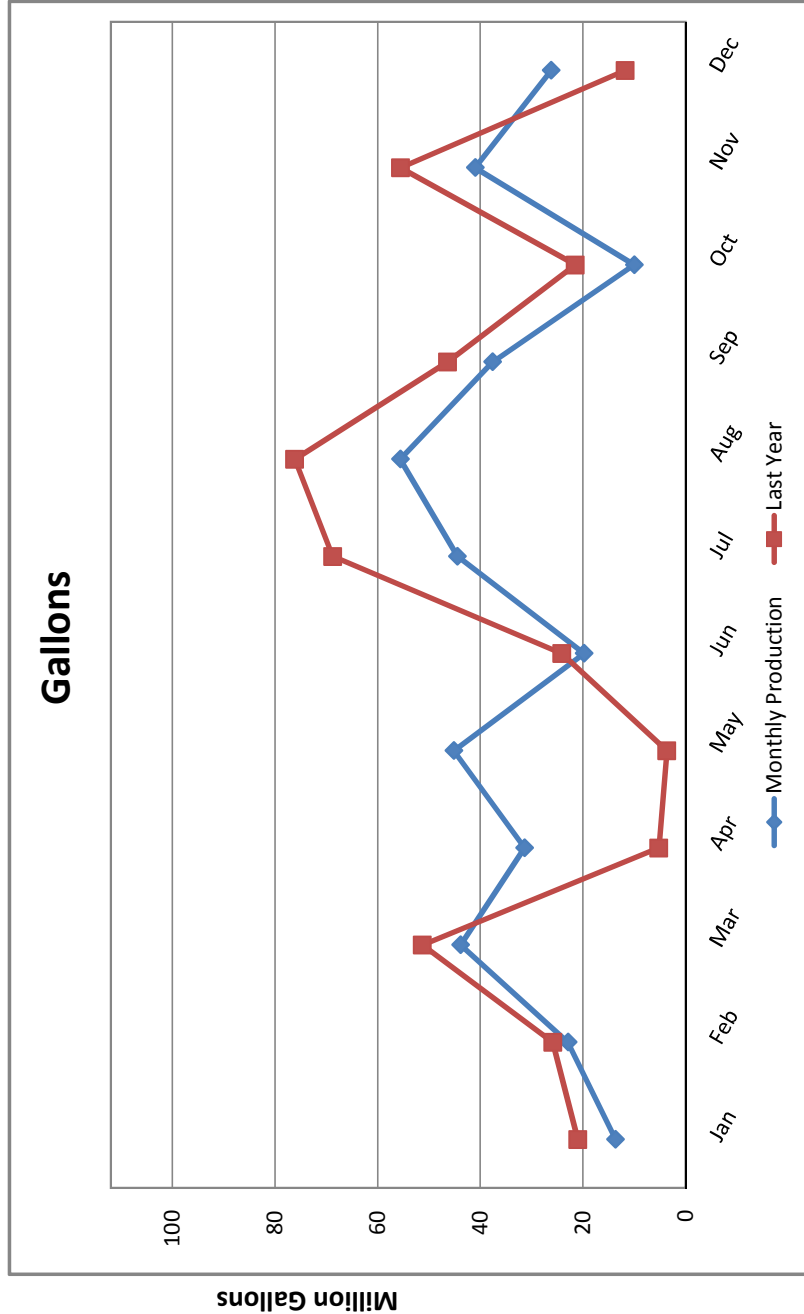
Motor Temp: 144.5 F
 Hour Meter: 256.50
 KW Hour Total: 32,160.00

Chlorine:

Dosing: 1.69 mg/L
 Demand: 0.74 mg/L
 Residual: 0.95 mg/L

Vibration Reading:

Base Line: 0.05 in/sec
 Current: 0.02 in/sec





Elk Grove Water District

Monthly Production

Well 11D Dino -- Dec. 2015

Selected Month Production
29,615,272 Gallons

Average GPM: 1,700

Motor:

Volts: 480
 Volts (Rated): 460
 RPM: 1957
 RPM (Rated): 1775
 Amps A: 197
 Amps A (Rated): 225
 Amps B: 197
 Amps B (Rated): 225
 Amps C: 199
 Amps C (Rated): 225

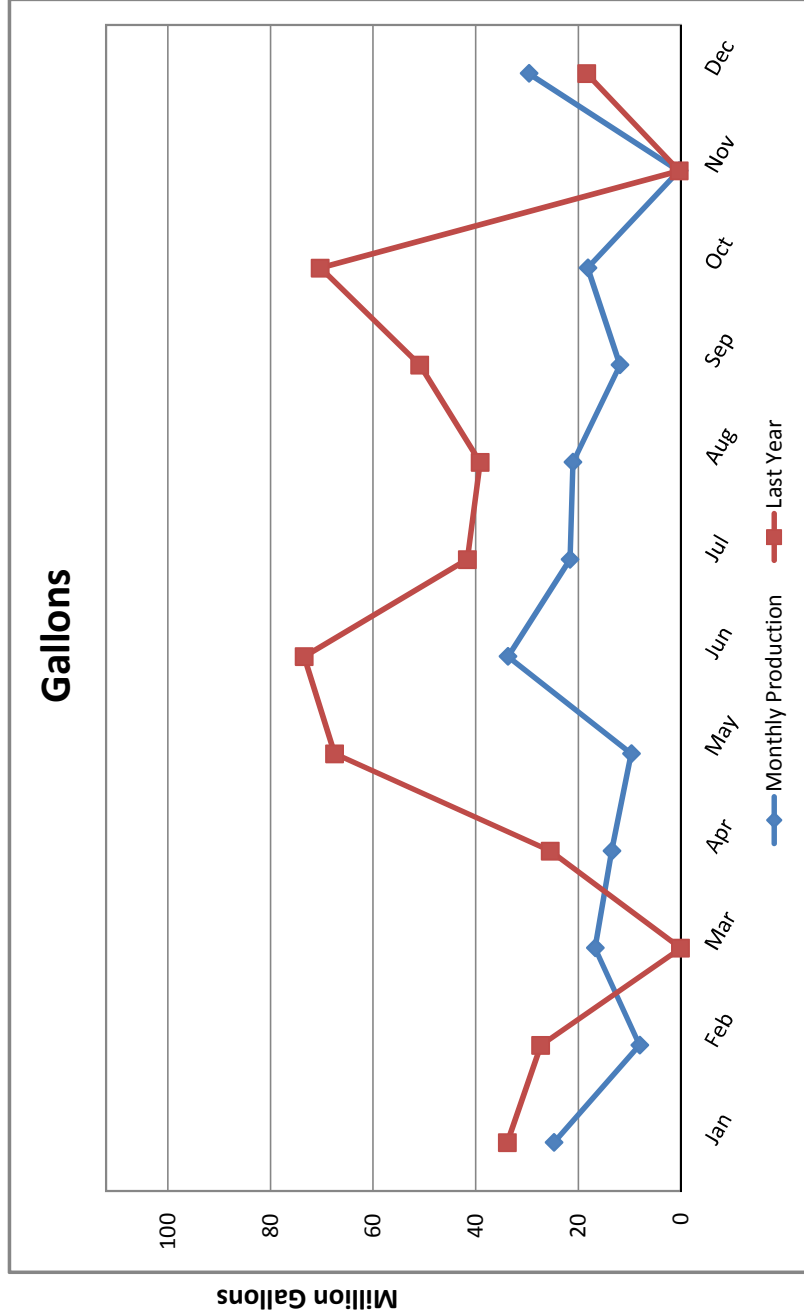
Motor Temp: 100.5 F
 Hour Meter: 290.20
 KW Hour Total: 40,560.00

Chlorine:

Dosing: 1.67 mg/L
 Demand: 0.73 mg/L
 Residual: 0.94 mg/L

Vibration Reading:

Base Line: 0.05 in/sec
 Current: 0.09 in/sec





Elk Grove Water District

Monthly Production

Well 14D Railroad -- Dec. 2015

Selected Month Production
62,196 Gallons

Average GPM:
1,727

Motor:

Volts: 485
Volts (Rated): 460
RPM: 2093
RPM (Rated): 1785
Amps A: 163
Amps A (Rated): 171
Amps B: 162
Amps B (Rated): 171
Amps C: 154
Amps C (Rated): 171

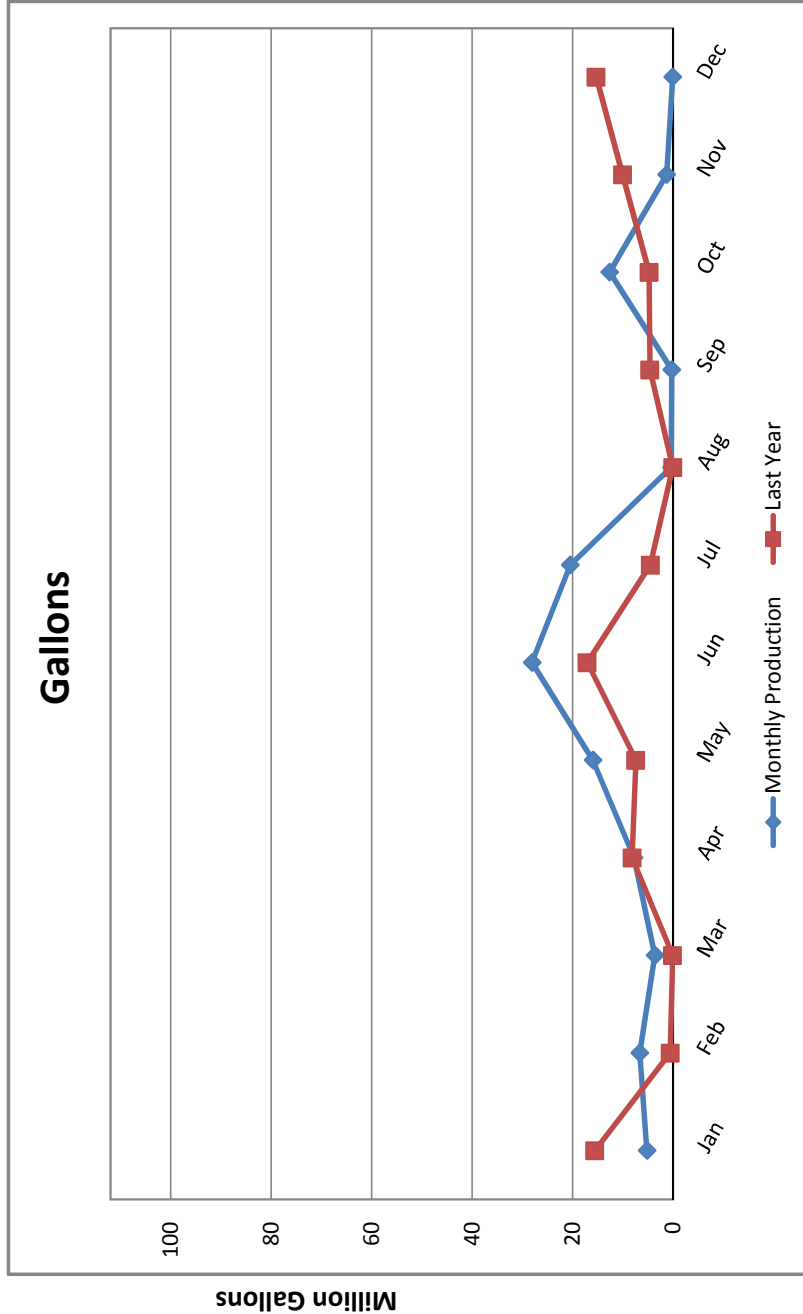
Motor Temp.: 89.8 F
Hour Meter: 0.60
KW Hour Total: 49,760.00
(KWH total is for the entire facility)

Chlorine:

Dosing: 1.56 mg/L
Demand: 0.62 mg/L
Residual: 0.94 mg/L

Vibration Reading:

Base Line: 0.02 in/sec
Current: 0.08 in/sec





Elk Grove Water District

Monthly Production

Well 3 Mar--Val -- Dec. 2015

Selected Month Production
17,000 Gallons

Average GPM: 944

Motor:

- Volts: 487
- Volts (Rated): 460
- RPM: 2006
- RPM (Rated): 1770
- Amps A: 88
- Amps A (Rated): 88
- Amps B: 86
- Amps B (Rated): 88
- Amps C: 88
- Amps C (Rated): 88

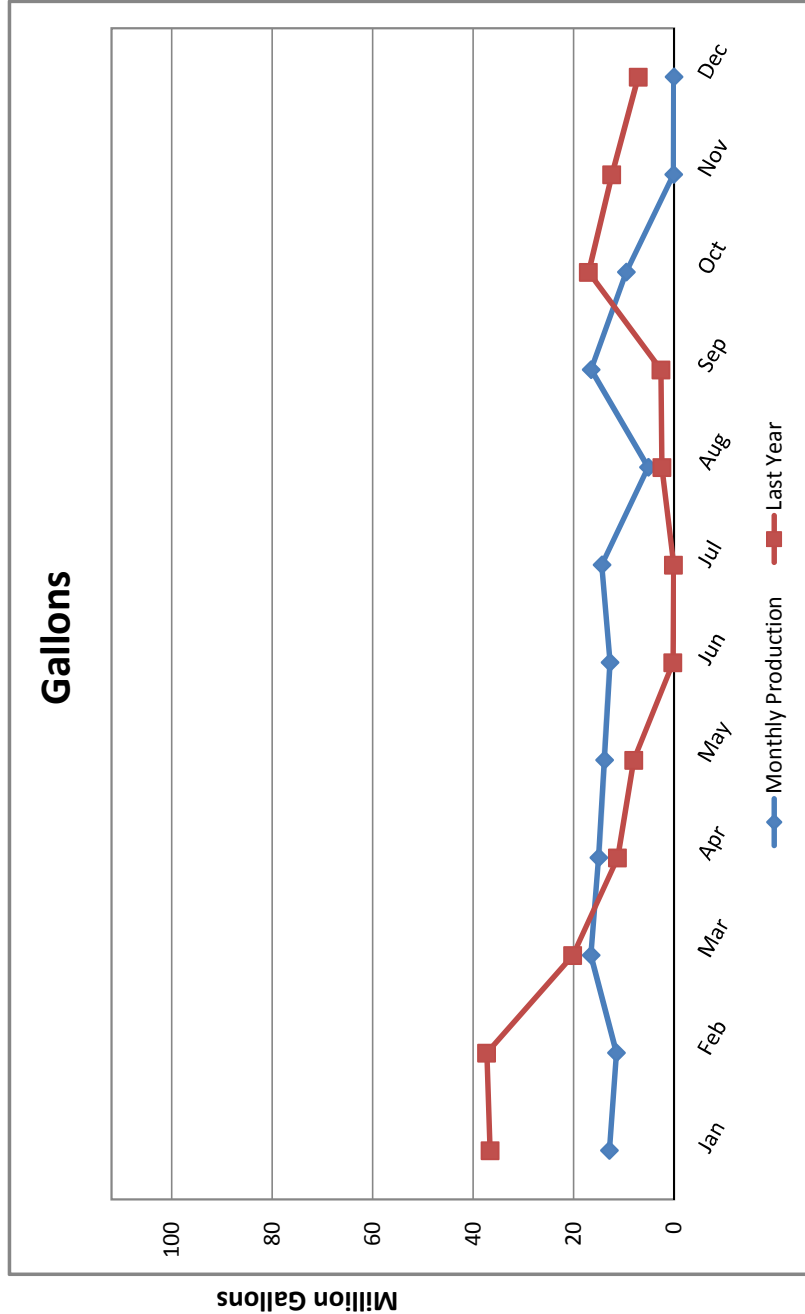
- Motor Temp.: 111.7 F
- Hour Meter: 0.30
- KW Hour Total: 241.00

Chlorine:

- Dosing: 0.85 mg/L
- Demand: 0.1 mg/L
- Residual: 0.75 mg/L

Vibration Reading:

- Base Line: 0.02 in/sec
- Current: 0.03 in/sec





Elk Grove Water District

Monthly Production

Well 8 Williamson -- Dec. 2015

Selected Month Production
24,000 Gallons

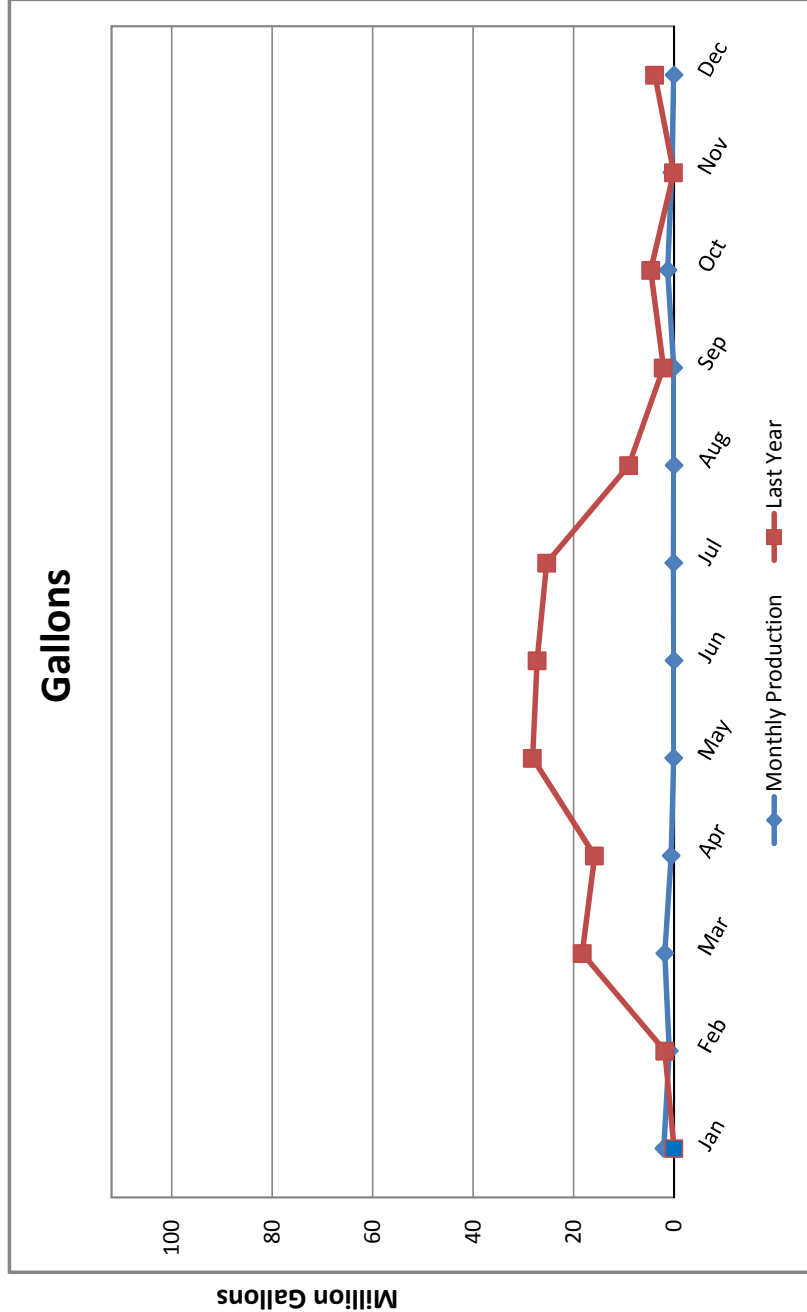
Average GPM:
1,000

Motor:
Volts: 465
Volts (Rated): 460
RPM: 1987
RPM (Rated): 1780
Amps A: 85
Amps A (Rated): 87
Amps B: 85
Amps B (Rated): 87
Amps C: 84
Amps C (Rated): 87

Motor Temp.: 93 F
Hour Meter: 0.40
KW Hour Total: 234.00

Chlorine:
Dosing: 1.2 mg/L
Demand: 0.55 mg/L
Residual: 0.65 mg/L

Vibration Reading:
Base Line: 0.03 in/sec
Current: 0.02 in/sec





Elk Grove Water District

Monthly Production

Well 9 Polhemus -- Dec. 2015
(Submersible)

Selected Month Production
8,000 Gallons

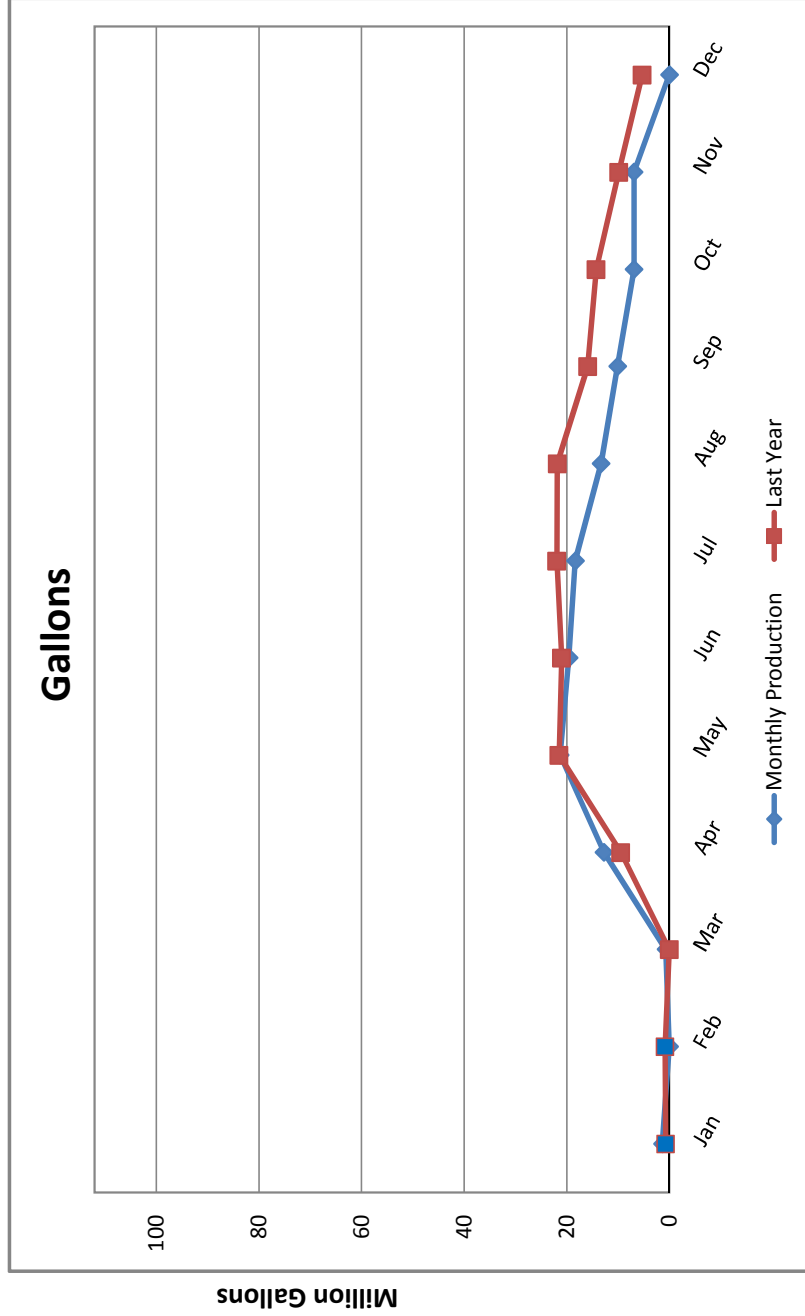
Average GPM: 444

Motor:
Volts: 485
Volts (Rated): 460

Amps A: 57
Amps A (Rated): 65
Amps B: 58
Amps B (Rated): 65
Amps C: 62
Amps C (Rated): 65

Hour Meter: 0.30
KW Hour Total: 183.00

Chlorine:
Dosing: 1.8 mg/L
Demand: 0.73 mg/L
Residual: 1.07 mg/L





Elk Grove Water District

Monthly Production

Well 13 Hampton -- Dec. 2015

Selected Month Production
1,288,767 Gallons

Average GPM: 667

Motor:

Volts: 460
 RPM: 1785
 Amps A: 142
 Amps A (Rated): 142
 Amps B: 142
 Amps B (Rated): 142
 Amps C: 142
 Amps C (Rated): 142

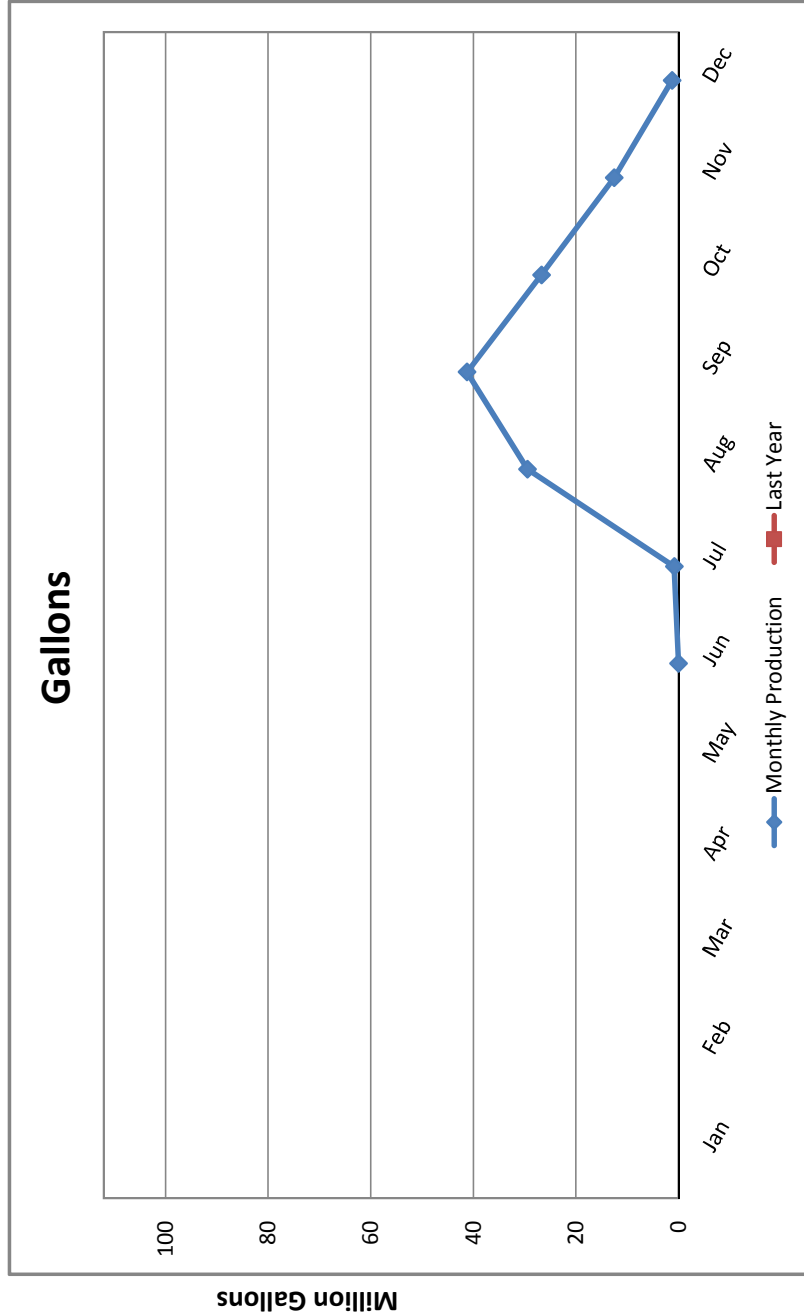
Motor Temp.: 32.20
 Hour Meter: 1,680.00
 KW Hour Total:

Chlorine:

Dosing: 1.47 mg/L
 Demand: 0.34 mg/L
 Residual: 1.13 mg/L

Vibration Reading:

Base Line: 0.02 in/sec
 Current:





Elk Grove Water District

Combined Total Production

Service Area 1

Dec-2015

Current Month Production:
57,508,787 Gallons

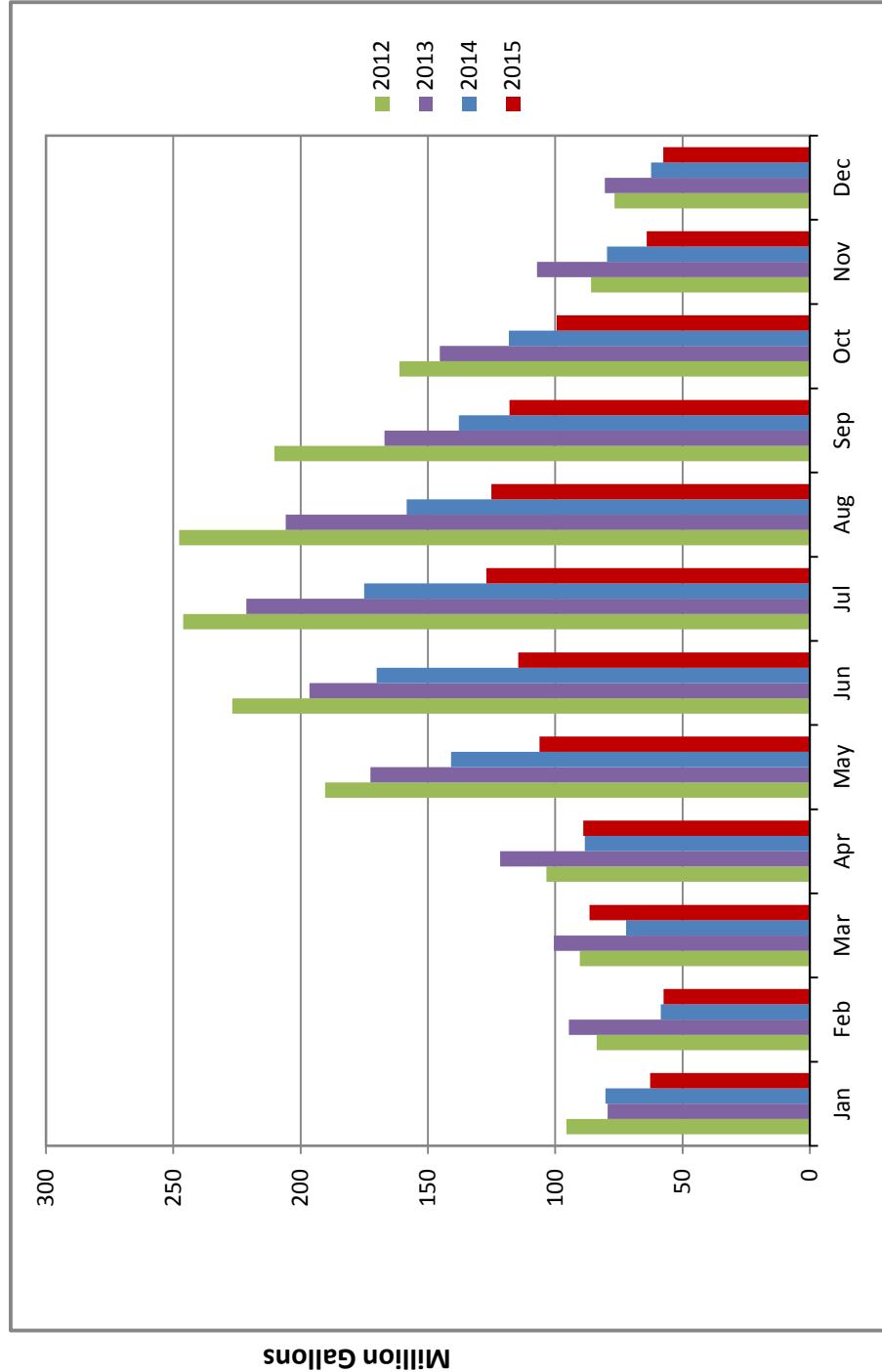
Highest Day Demand of the Month: 2,203,930
Date of Occurrence: 1-Dec-15

Highest Day Demand of the Calendar Year: 5,279,082
Date of Occurrence: 28-Jul-15

"Water Year" Rainfall: (Oct-15 to Sep-16)
Current Month: 1.75 in
Year To Date: 3.44 in

"Water Year" Rainfall: (Oct-14 to Sep-15)
December 2014: 8.60 in
Year To Date: 10.38 in
Last Year Total: 15.43 in

Temperature:
This Month High: 64 F
This Month Low: 27 F
DEC-14 High: 69 F
DEC-14 Low: 33 F

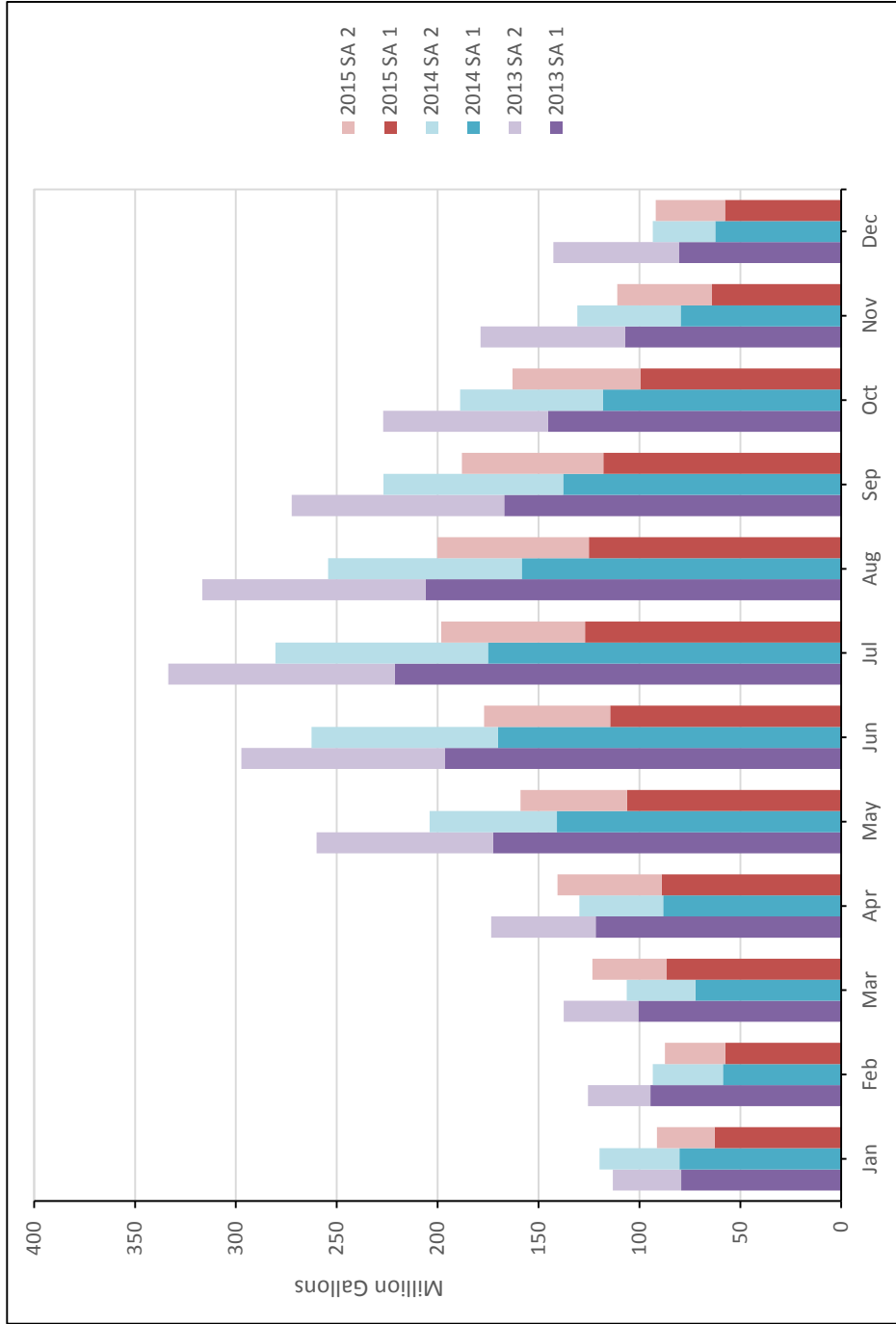




Elk Grove Water District

Total Demand/Production

Dec-2015



Current Month Demand/Production:
91,908,559 Gallons
Reduction From Dec. 2013: 35.57%
GPCD: 66.9 Gallons per Day
R-GPCD: 56.9 Gallons per Day

Service Area 1
Active Connections: 7,901
Current Month Demand/Production:
57,508,787 Gallons
GPCD: 65.2 Gallons per Day
R-GPCD: 54.7 Gallons per Day

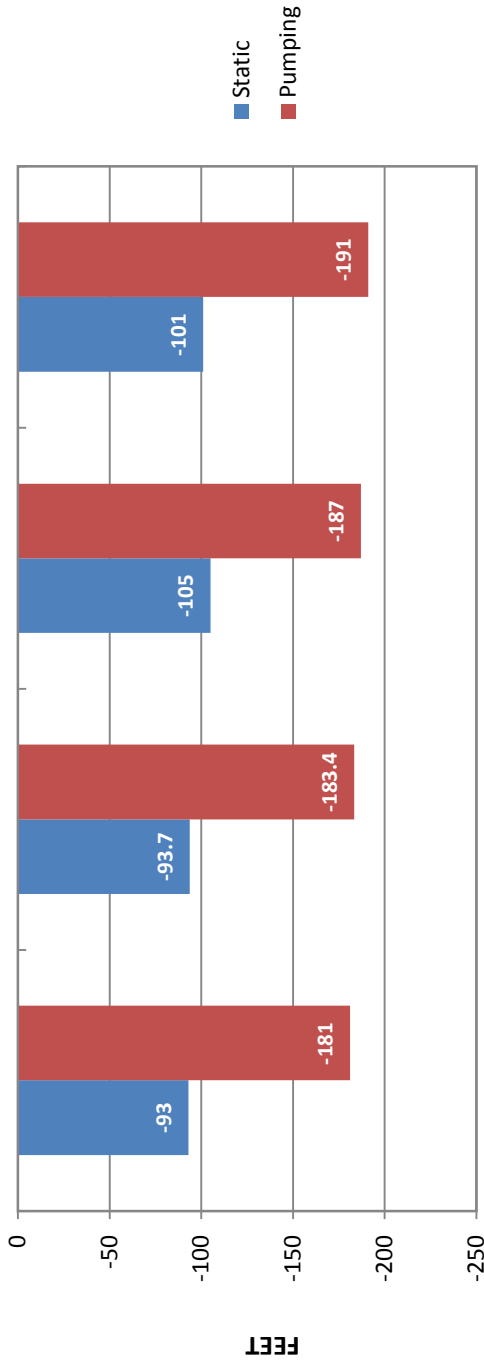
Service Area 2
Active Connections: 4,269
Current Month Demand/Production:
34,399,772 Gallons
GPCD: 70.1 Gallons per Day
R-GPCD: 61.7 Gallons per Day



Elk Grove Water District

Static and Pumping Levels

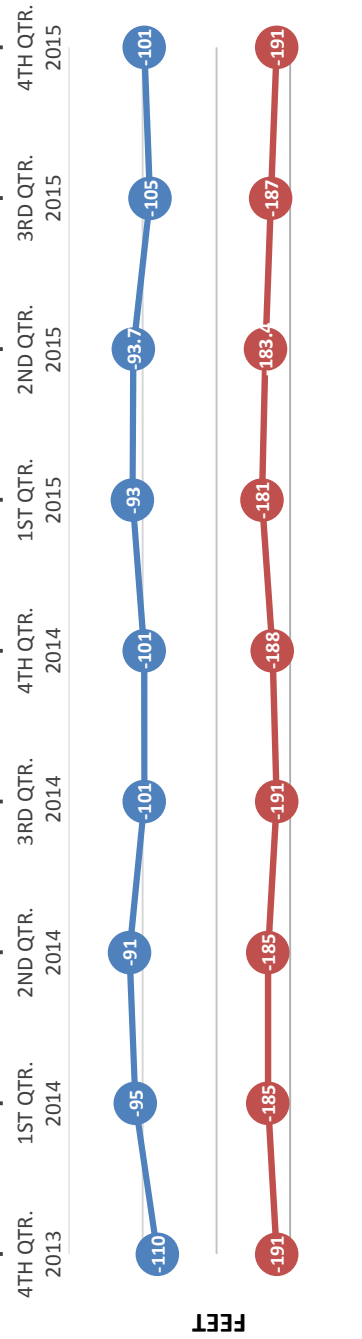
Well 1D School St



Latest Well Sounding

Static: 101 Ft
Pumping: 191 Ft
Drawdown: 90 Ft
GPM: 1,792.00
Specific Capacity: 19.911

Sounding Quarter/Year



Latest Sand Tester Results:

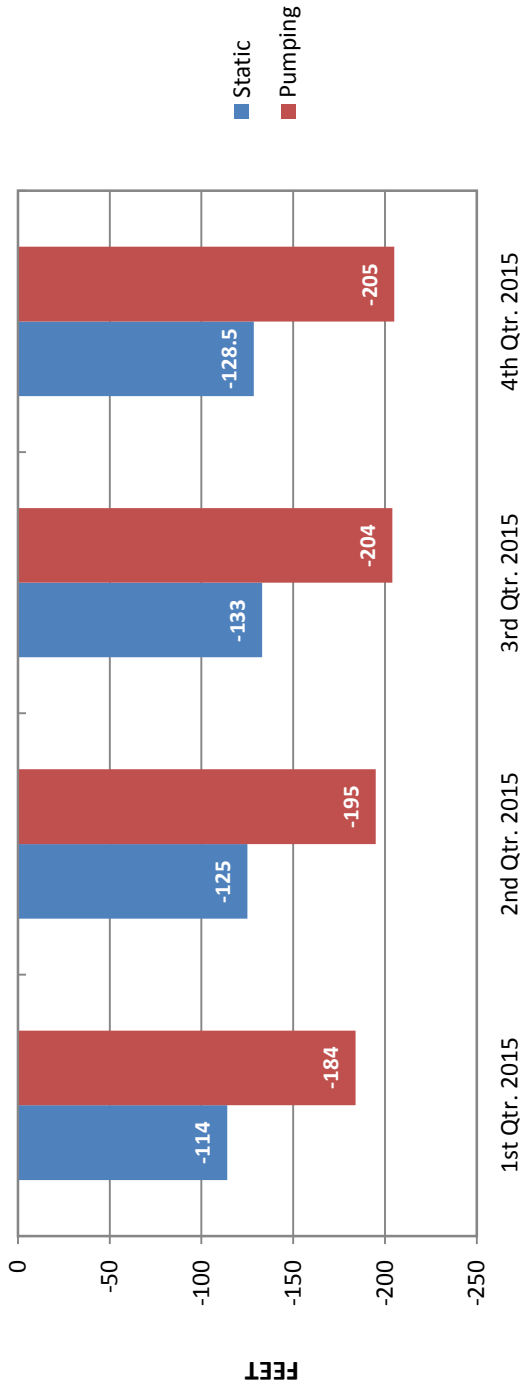
15 Min: < 5 ppm



Elk Grove Water District

Static and Pumping Levels

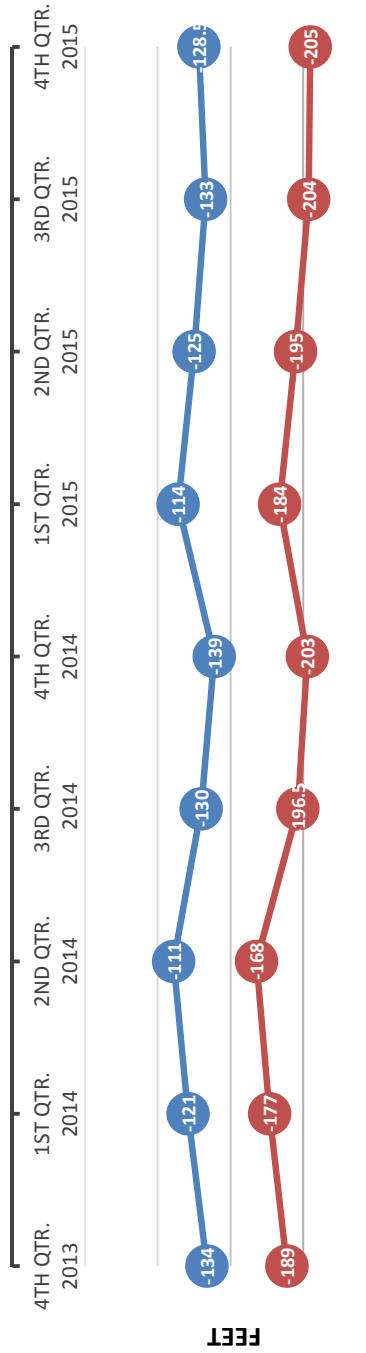
Well 4D Webb St



Latest Well Sounding

Static: 128.5 Ft
Pumping: 205 Ft
Drawdown: 76.5 Ft
GPM: 1,613.00
Specific Capacity: 21.085

Sounding Quarter/Year



Latest Sand Tester Results:

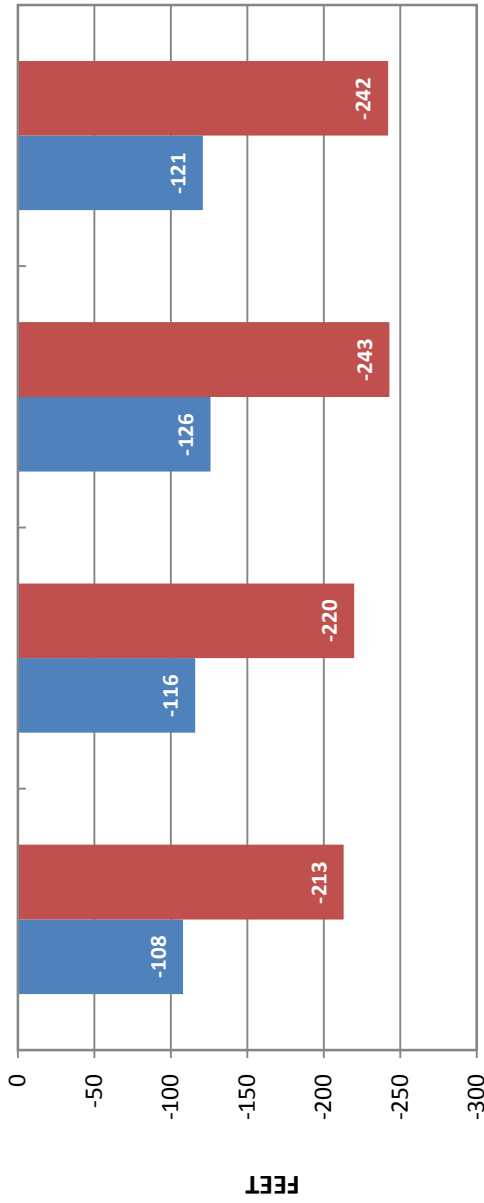
15 Min: < 5 ppm



Elk Grove Water District

Static and Pumping Levels

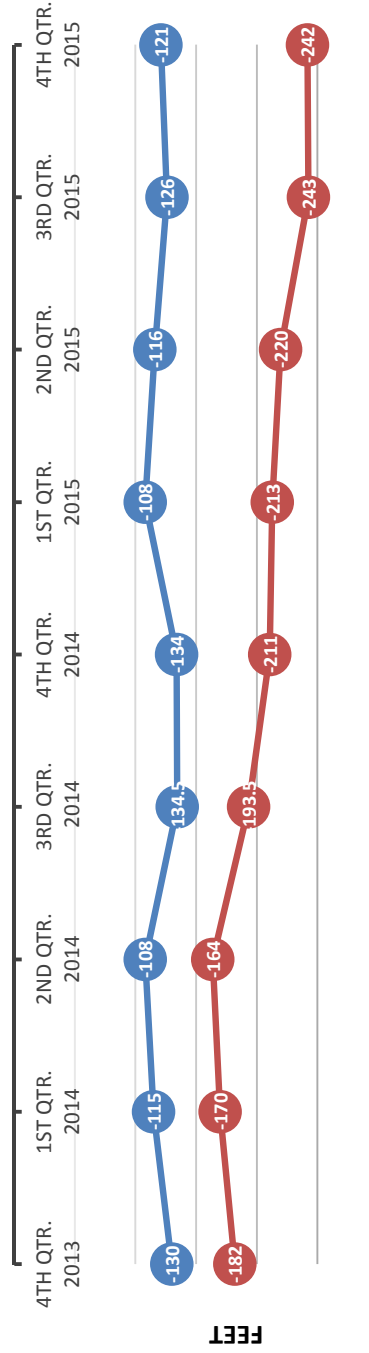
Well 11D Dino



Latest Well Sounding

Static: 121 Ft
Pumping: 242 Ft
Drawdown: 121 Ft
GPM: 1,684.00
Specific Capacity: 13.917

Sounding Quarter/Year



Latest Sand Tester Results:

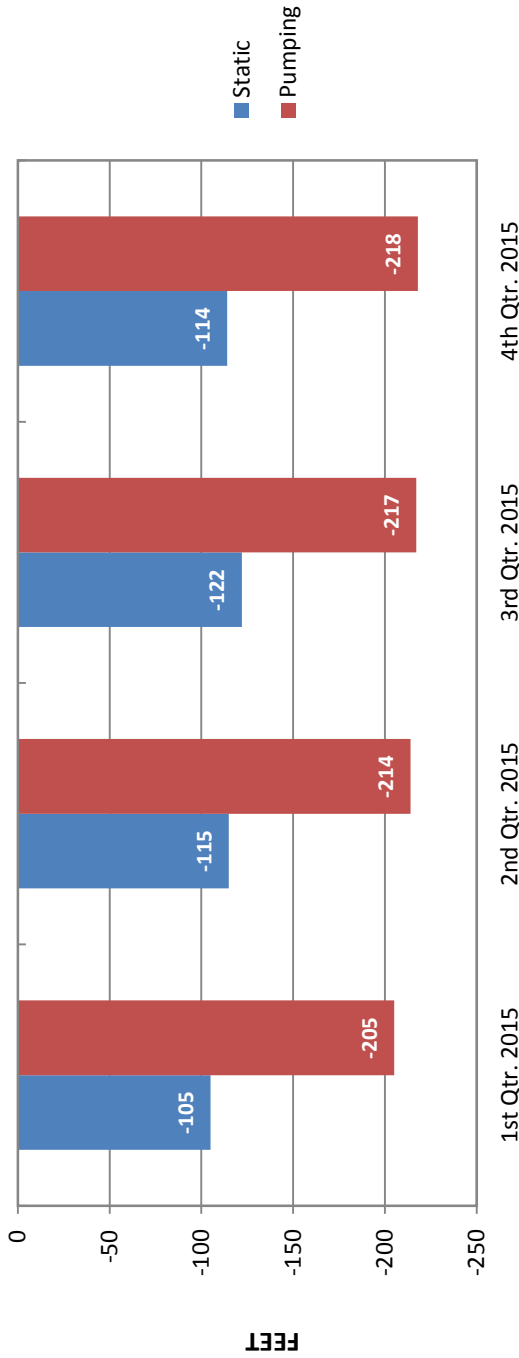
15 Min: < 5 ppm



Elk Grove Water District

Static and Pumping Levels

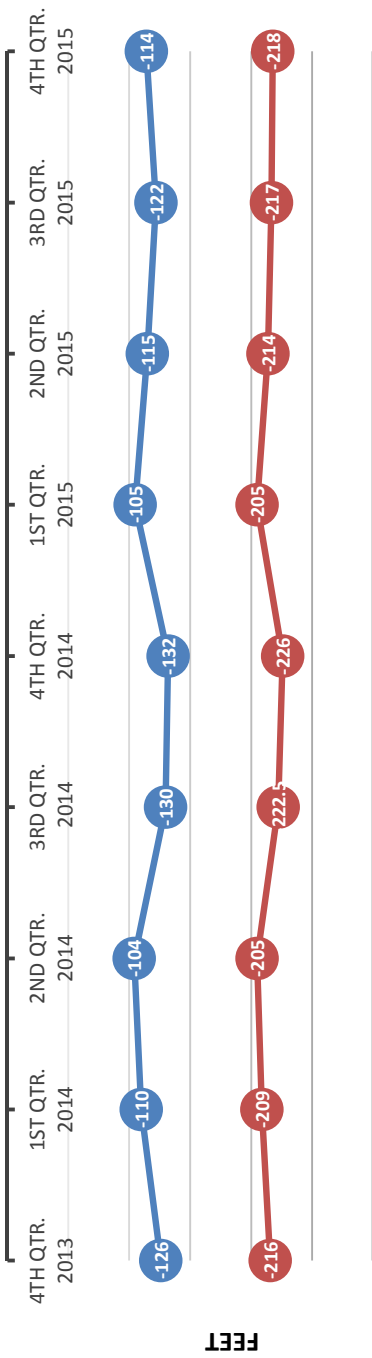
Well 14D Railroad



Latest Well Sounding

Static: 114 Ft
Pumping: 218 Ft
Drawdown: 104 Ft
GPM: 1,587.00
Specific Capacity: 15.260

Sounding Quarter/Year



Latest Sand Tester Results:

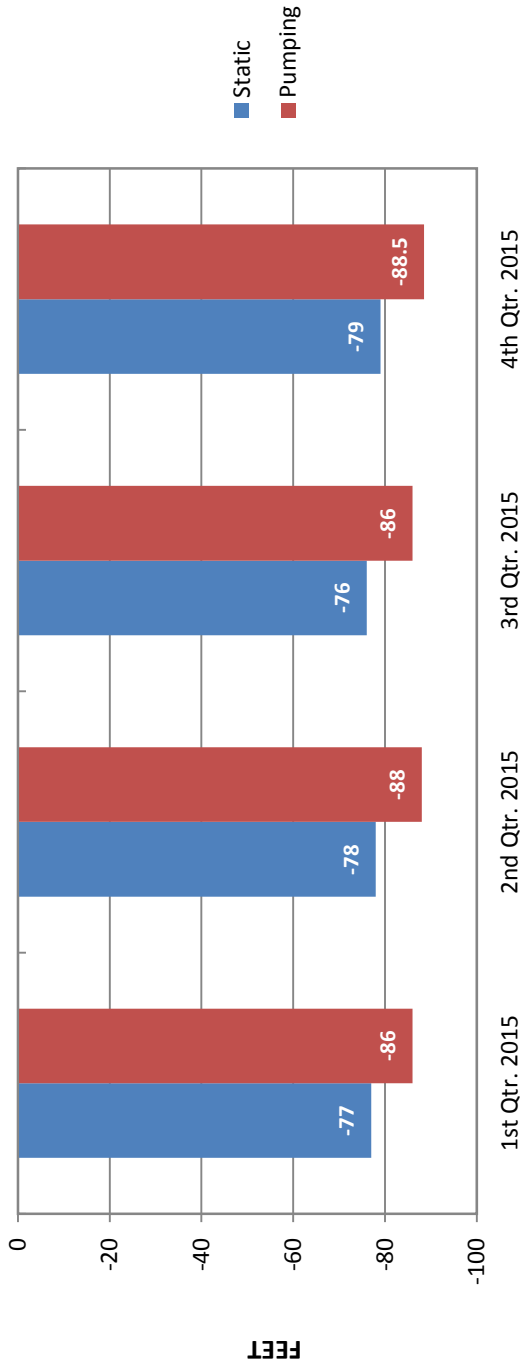
15 Min: < 5 ppm



Elk Grove Water District

Static and Pumping Levels

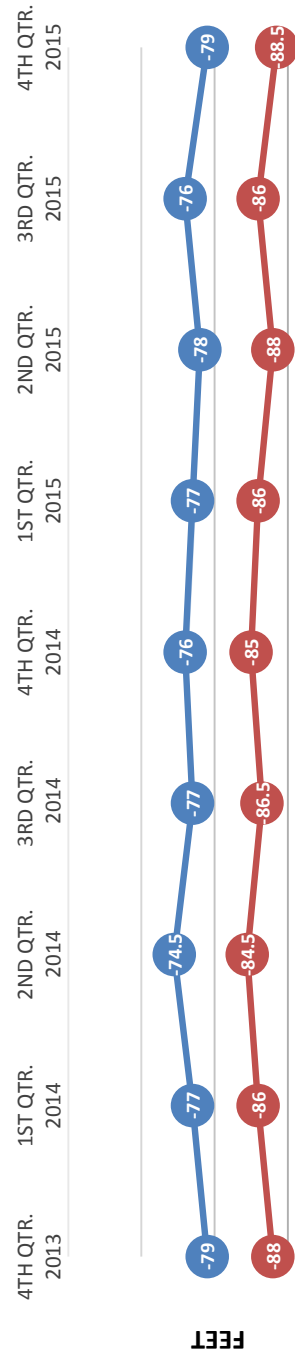
Well 3 Mar-Val



Latest Well Sounding

Static: 79 Ft
 Pumping: 88.5 Ft
 Drawdown: 9.5 Ft
 GPM: 900.00
 Specific Capacity: 94.737

Sounding Quarter/Year



Latest Sand Tester Results:

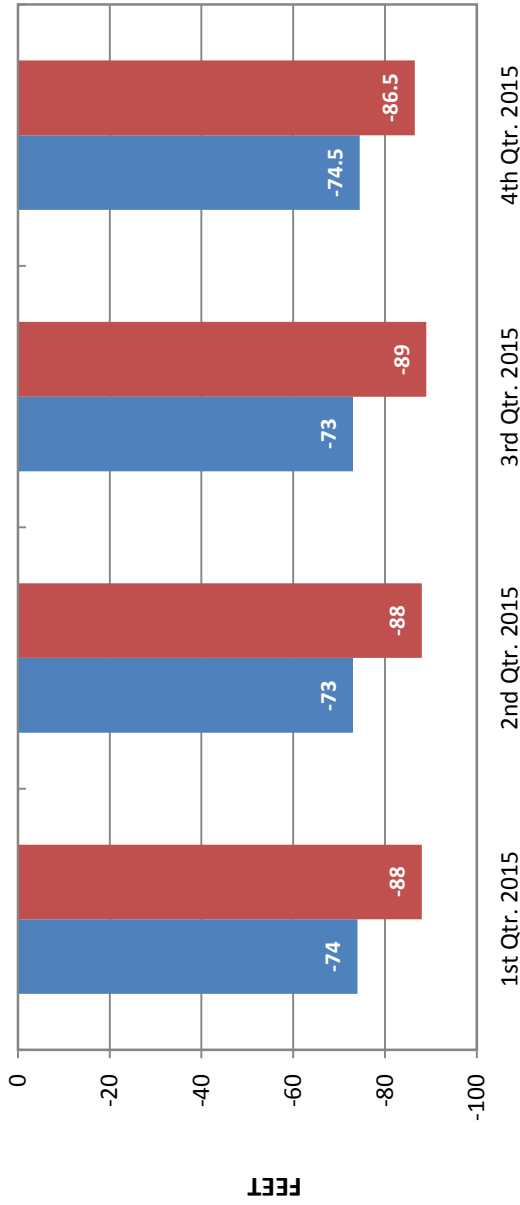
15 Min: < 5 ppm



Elk Grove Water District

Static and Pumping Levels

Well 8 Williamson

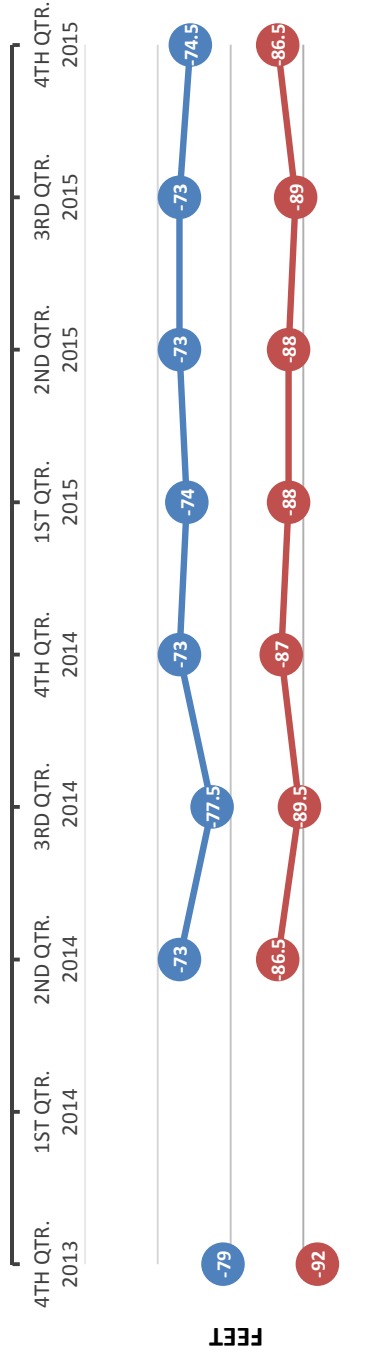


Latest Well Sounding

Static: 74.5 Ft
Pumping: 86.5 Ft
Drawdown: 12 Ft
GPM: 820.00
Specific Capacity: 68.333

■ Static
■ Pumping

Sounding Quarter/Year



Latest Sand Tester Results:

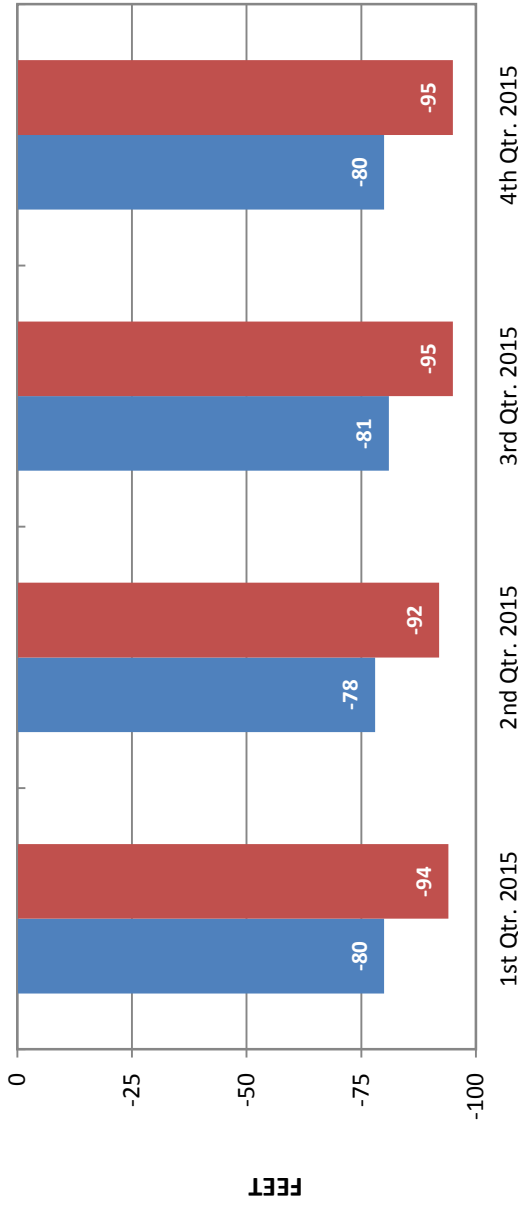
15 Min: < 5 ppm



Elk Grove Water District

Static and Pumping Levels

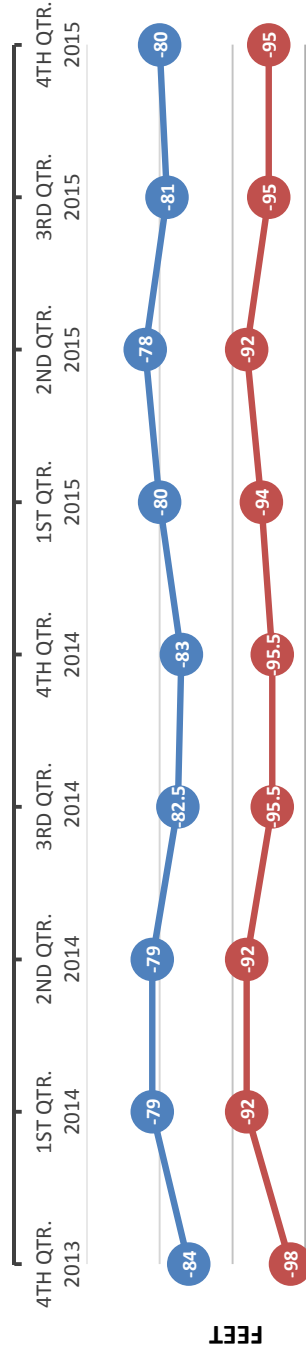
Well 9 Polhemus



Latest Well Sounding

Static: 80 Ft
 Pumping: 95 Ft
 Drawdown: 15 Ft
 GPM: 490.00
 Specific Capacity: 32.667

Sounding Quarter/Year



Latest Sand Tester Results:

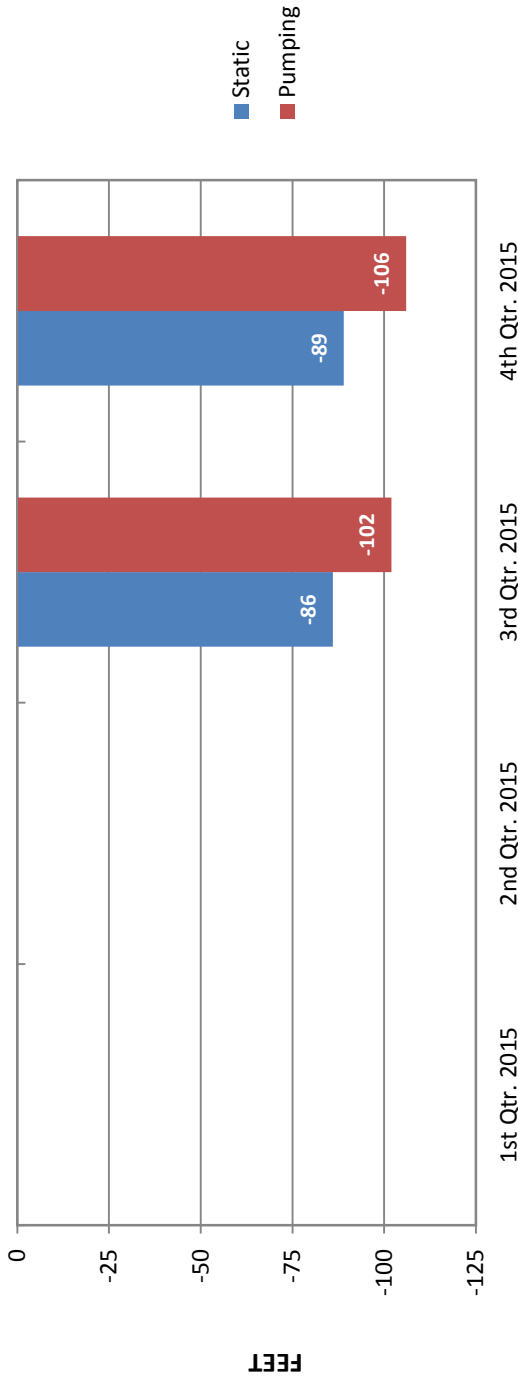
15 Min: < 5 ppm



Elk Grove Water District

Static and Pumping Levels


Well 13 Hampton



Latest Well Sounding

Static: 89 Ft
Pumping: 106 Ft
Drawdown: 17 Ft
GPM: 978.00
Specific Capacity: 57.529

Sounding Quarter/Year



Latest Sand Tester Results:

15 Min: < 5 ppm

**Monthly Sample Report - December 2015
Water System: Elk Grove Water System**

Sampling Point: 01 - 8693 W. Camden			
Sample Date	Sample Class	Sample Name	Collection Occurrence
12/1/2015	Distribution System	Bacteriological	Week
12/8/2015	Distribution System	Bacteriological	Week
12/15/2015	Distribution System	Bacteriological	Week
12/22/2015	Distribution System	Bacteriological	Week
12/29/2015	Distribution System	Bacteriological	Week

Sampling Point: School Well 01D - Raw Water			
Sample Date	Sample Class	Sample Name	Collection Occurrence

Sampling Point: 02 - 9425 Emerald Vista			
Sample Date	Sample Class	Sample Name	Collection Occurrence
12/1/2015	Distribution System	Bacteriological	Week
12/8/2015	Distribution System	Bacteriological	Week
12/15/2015	Distribution System	Bacteriological	Week
12/22/2015	Distribution System	Bacteriological	Week
12/29/2015	Distribution System	Bacteriological	Week

Sampling Point: Mar-Val Well 3 Raw Water			
Sample Date	Sample Class	Sample Name	Collection Occurrence

Sampling Point: 03 - 8809 Valley Oak			
Sample Date	Sample Class	Sample Name	Collection Occurrence
12/1/2015	Distribution System	Bacteriological	Week
12/8/2015	Distribution System	Bacteriological	Week
12/15/2015	Distribution System	Bacteriological	Week
12/22/2015	Distribution System	Bacteriological	Week
12/29/2015	Distribution System	Bacteriological	Week

Sampling Point: Webb Well 04D - Raw Water		
Sample Date	Sample Class	Collection Occurrence

Sampling Point: 04 - 10122 Glacier Point		
Sample Date	Sample Class	Collection Occurrence
12/1/2015	Distribution System	Week
12/8/2015	Distribution System	Week
12/15/2015	Distribution System	Week
12/22/2015	Distribution System	Week
12/29/2015	Distribution System	Week

Sampling Point: 05 - 9230 Amsden Ct.		
Sample Date	Sample Class	Collection Occurrence
12/1/2015	Distribution System	Week
12/8/2015	Distribution System	Week
12/15/2015	Distribution System	Week
12/22/2015	Distribution System	Week
12/29/2015	Distribution System	Week

Sampling Point: 06 - 9227 Rancho Dr.		
Sample Date	Sample Class	Collection Occurrence
12/1/2015	Distribution System	Week
12/8/2015	Distribution System	Week
12/15/2015	Distribution System	Week
12/22/2015	Distribution System	Week
12/29/2015	Distribution System	Week

Sampling Point: 07 - AI Gates Park Mainline Dr.		
Sample Date	Sample Class	Collection Occurrence
12/1/2015	Distribution System	Week
12/8/2015	Distribution System	Week
12/15/2015	Distribution System	Week
12/22/2015	Distribution System	Week
12/29/2015	Distribution System	Week

Sampling Point: Williamson Well 8 Raw Water		
Sample Date	Sample Class	Collection Occurrence

Sampling Point: 09 - 9436 Hollow Springs Wy.		
Sample Date	Sample Class	Collection Occurrence
12/1/2015	Distribution System	Week
12/8/2015	Distribution System	Week
12/15/2015	Distribution System	Week
12/22/2015	Distribution System	Week
12/29/2015	Distribution System	Week

Sampling Point: Polhemus Well 9 Raw Water		
Sample Date	Sample Class	Collection Occurrence

Sampling Point: 09 - 8417 Blackman Wy.		
Sample Date	Sample Class	Collection Occurrence
12/1/2015	Distribution System	Week
12/8/2015	Distribution System	Week
12/15/2015	Distribution System	Week
12/22/2015	Distribution System	Week
12/29/2015	Distribution System	Week

Sampling Point: 10 - 9373 Oreo Ranch Cir.		
Sample Date	Sample Class	Collection Occurrence
12/1/2015	Distribution System	Week
12/8/2015	Distribution System	Week
12/15/2015	Distribution System	Week
12/22/2015	Distribution System	Week
12/29/2015	Distribution System	Week

Sampling Point: Dino Well 11D - Raw Water		
Sample Date	Sample Class	Collection Occurrence

Sampling Point: Hampton Well 13 - Raw Water		
Sample Date	Sample Class	Collection Occurrence
	Sample Name	

Sampling Point: Hampton WTP Effluent		
Sample Date	Sample Class	Collection Occurrence
	Sample Name	

Sampling Point: Hampton WTP Backwash Tank		
Sample Date	Sample Class	Collection Occurrence
	Sample Name	

Sampling Point: Railroad Well 14D - Raw Water		
Sample Date	Sample Class	Collection Occurrence
	Sample Name	

Sampling Point: Railroad WTP Effluent		
Sample Date	Sample Class	Collection Occurrence
12/1/2015	Treated Plant Effluent	Month
12/1/2015	Treated Plant Effluent	Month

Sampling Point: Special Distribution/Construction Samples		
Sample Date	Sample Class	Collection Description
12/16/2015	Distribution System	Main Valve Replacement
12/18/2015	Distribution System	Hydrant Hit / Pressure Loss
12/23/2015	Distribution System	Move Meter / Install BFA

Sample Date	Sample Class	Sample Name	Collection Description
		8864 White Peacock Ct.	
		8640 Coahal Ct.	
		8800 Elk Grove Blvd.	

Colors	Monthly Total	Yearly Total
Black = Scheduled	51	642
Green = Unscheduled	4	95
Red = Incomplete Sample	0	0



January 6, 2016

State Water Resources Control Board
Division of Drinking Water
1001 I Street
13th Floor
Sacramento, Ca. 95814

MONTHLY SUMMARY OF DISTRIBUTION SYSTEM COLIFORM MONITORING

Enclosed is the Monthly Summary of Distribution System Coliform Monitoring report from Elk Grove Water District for December 2015.

If you have any further questions, you may contact me at 916-687-3155 ext. 102.

A handwritten signature in blue ink, appearing to read "Steve Shaw".

STEVE SHAW
WATER TREATMENT FOREMAN

MONTHLY SUMMARY OF DISTRIBUTION SYSTEM COLIFORM MONITORING (including triggered source monitoring for systems subject to the Groundwater Rule)

System Name <p style="text-align: center; font-size: 1.2em;">Elk Grove Water District</p>	System Number <p style="text-align: center; font-size: 1.2em;">3410008</p>
Sampling Period <p style="text-align: center; font-size: 1.2em; color: blue;">December</p>	Year <p style="text-align: center; font-size: 1.2em;">2015</p>

	Number Required	Number Collected	Number Total Coliform Positives	Number Fecal/ E.coli Positives
1. Routine Samples (see note 1)	<u>50</u>	<u>50</u>	<u>0</u>	<u>0</u>
2. Repeat Samples following Samples that are Total Coliform Positive and Fecal/E.coli <i>Negative</i> (see notes 5 and 6)		<u>0</u>	<u>0</u>	<input style="width: 40px; height: 20px;" type="text"/>
3. Repeat Samples following Routine Samples that are Total Coliform <i>Positive</i> and Fecal/E.coli Positive (see notes 5 and 6)		<u>0</u>	<input style="width: 40px; height: 20px;" type="text"/>	<input style="width: 40px; height: 20px;" type="text"/>
4. MCL Computation for Total Coliform Positive Samples				
a. Totals (sum of columns)		<u>50</u>	<u>0</u>	
b. If 40 or more samples collected in month, determine percent of samples that are total coliform positive [(total number positive/total number collected) x 100] =	<u>0</u>	%		
c. Is system in compliance...with fecal/E. coli MCL? (see notes 2 and 3)	<input checked="" type="checkbox"/> Yes		<input type="checkbox"/> No	
...with monthly MCL? (see note 4)	<input checked="" type="checkbox"/> Yes		<input type="checkbox"/> No	
5. Source Samples Triggered by Routine Samples that are Total Coliform Positive (This applies only to systems subject to the Groundwater Rule - see notes 7 and 8)		<u>0</u>	<u>0</u>	<input style="width: 40px; height: 20px;" type="text"/>
6. Invalidated Samples (Note what samples, if any, were invalidated; who authorized the invalidation; and when replacement samples were collected. Attach additional sheets, if necessary.)				
7. Summary Completed By: Steve Shaw				

Signature 	Title <p style="text-align: center; font-size: 1.2em;">Water Treatment Foreman</p>	Date <p style="text-align: center; font-size: 1.2em;">1/6/2016</p>
---------------	---	---

NOTES AND INSTRUCTIONS:

1. Routine samples include:
 - a. Samples required pursuant to 22 CCR Section 64423 and any additional samples required by an approved routine sample siting plan established pursuant to 22 CCR Section 64422.
 - b. Extra samples are required for systems collecting less than five routine samples per month that had one or more total coliform positives in previous month;
 - c. Extra samples for systems with high source water turbidities that are using surface water or groundwater under direct influence of surface water and do not practice filtration in compliance with regulations;
2. Note: For a repeat sample following a total coliform positive sample, any fecal/*E.coli* positive repeat (boxed entry) **constitutes an MCL violation and requires immediate notification to the Department** (22, CCR, Section 64426.1).
3. Note: For repeat sample following a fecal/*E.coli* positive sample, any total coliform positive repeat (boxed entry) **constitutes an MCL violation and requires immediate notification to the Department** (22, CCR, Section 64426.1).
4. Total coliform MCL (**Notify Department within 24 hours of MCL violation**):
 - a. For systems collecting less than 40 samples, if two or more samples are total coliform positive, then the MCL is violated.
 - b. For systems collecting 40 or more samples, if more than 5.0 percent of samples collected are total coliform positive, then the MCL is violated.
5. Positive results and their associated repeat samples are to be tracked on the Coliform Monitoring Worksheet.
6. Repeat samples must be collected within 24 hours of being notified of the positive results. For systems collecting more than one routine sample per month, three repeat samples must be collected for each total coliform positive sample. For systems collecting one or fewer routine samples per month, four repeat samples must be collected for each total coliform positive sample.
7. For systems subject to the Groundwater Rule: Positive results and the associated triggered source samples are to be tracked on the Coliform Monitoring Worksheet.
8. For triggered sample(s) required as a result of a total coliform routine positive sample, an *E.coli*, enterococci, or coliphage positive triggered sample (boxed entry) **requires immediate notification to the Department, Tier 1 public notification, and corrective action.**



January 6, 2016

Sacramento Regional County
Sanitation District
Environmental Specialist
10060 Goethe Rd.
Sacramento, Ca. 95827

MONTHLY COMPLIANCE REPORT

Enclosed is the Monthly Compliance Report Form from Elk Grove Water District for December 2015.

If you have any further questions, you may contact me at 916-687-3155 ext. 102.

A handwritten signature in blue ink, appearing to read "Steve Shaw", is written over a horizontal line.

STEVE SHAW
WATER TREATMENT FOREMAN



COMPLIANCE REPORT FORM

Attn: Tom Martin	Wastewater Source Control Section
Phone # (916) 876-7378	Fax # (916) 876-6374
From: Steve Shaw	
Company: Elk Grove Water Service	Permit# WTP010

The following reports and information are attached (check all that apply):

Month:	12	Year:	2015
--------	----	-------	------

Water use/flow meter report

Railroad WTP: 59073
 Hampton WTP: 0

Monitoring results/analytical report

	Date	Time	pH
Hampton WTP			
Railroad WTP			

Discharge Rate

- Check the statement below that applies to this report:
- Based on a review of this facilities flow data, discharge rate limit was exceeded
 - I certify that this facility is in compliance with the discharge rate limit.

Attached is a description of anticipated changes that may significantly alter the nature, quality, or volume of the wastewater discharged.

- Flow monitoring equipment certification (Flow or pH meter, etc.)
- Other (describe) _____

Domestic Calculation

Domestic Usage	Number of Employees	Business Days per Month	Allowance (gallons per day)	Gallons
Production	2	18	25	900
Office	3	18	20	1080
Drivers/Field	19	18	5	1710
			Total	3690

Certification Statement

"I certify under penalty of law that this document and all attachments were prepared under my direction or supervision in accordance with a system designed to assure that qualified personnel properly gather and evaluate the information submitted. Based on my inquiry of the person or persons who manage the system, or those persons directly responsible for gathering the information, the information submitted is, to the best of my knowledge and belief, true, accurate and complete. I am aware that there are significant penalties for submitting false information including the possibility of fine and imprisonment for knowing violations".

SIGNATURE of Authorized Representative:

PRINTED NAME, TITLE:

Steve Shaw	Water Treatment Foreman
(Name)	(Title)

DATE:

1-6-2016

Elk Grove Water District Monthly Waste Report December 2015

Date	Operator	Railroad WTP Waste Meter	Gallons	Hampton WTP Waste Meter	Gallons
1	WQ	10664688	0	81358	0
2	WQ	10664688	0	81358	0
3	WQ	10664688	0	81358	0
4	AA	10664688	0	81358	0
5	AA	10664688	0	81358	0
6	AA	10664688	0	81358	0
7	WQ	10664688	0	81358	0
8	WQ	10664688	0	81358	0
9	WQ	10664688	0	81358	0
10	AH	10664776	88	81358	0
11	JV	10723761	58985	81358	0
12	JV	10723761	0	81358	0
13	WQ	10723761	0	81358	0
14	WQ	10723761	0	81358	0
15	WQ	10723761	0	81358	0
16	WQ	10723761	0	81358	0
17	WQ	10723761	0	81358	0
18	JM	10723761	0	81358	0
19	JM	10723761	0	81358	0
20	JM	10723761	0	81358	0
21	WQ	10723761	0	81358	0
22	WQ	10723761	0	81358	0
23	WQ	10723761	0	81358	0
24	AH	10723761	0	81358	0
25	JC	10723761	0	81358	0
26	JC	10723761	0	81358	0
27	JC	10723761	0	81358	0
28	AH	10723761	0	81358	0
29	WQ	10723761	0	81358	0
30	AH	10723761	0	81358	0
31	AH	10723761	0	81358	0

Elk Grove Water District

Preventative Maintenance Program

M.C.C. and Lab

Item	Quarterly				Annual																									
	1st	2nd	3rd	4th	Refer.	2015																								
Fume Hood	<table border="1" style="width: 100%; border-collapse: collapse;"> <tr> <td>Refer.</td> <td>1st</td> <td>2nd</td> <td>3rd</td> <td>4th</td> </tr> <tr> <td rowspan="3">Sect: 1.1.1</td> <td>AH</td> <td>AH</td> <td>AH</td> <td>AH</td> </tr> <tr> <td>3/31/15</td> <td>6/11/15</td> <td>9/21/15</td> <td>12/14/15</td> </tr> <tr> <td>12205</td> <td>12720</td> <td>13054</td> <td>13462</td> </tr> </table>				Refer.	1st	2nd	3rd	4th	Sect: 1.1.1	AH	AH	AH	AH	3/31/15	6/11/15	9/21/15	12/14/15	12205	12720	13054	13462	<table border="1" style="width: 100%; border-collapse: collapse;"> <tr> <td>Refer.</td> <td>2015</td> </tr> <tr> <td rowspan="2">Sect: 1.2.3</td> <td>AH</td> </tr> <tr> <td>13463</td> </tr> </table>		Refer.	2015	Sect: 1.2.3	AH	13463	
Refer.	1st	2nd	3rd	4th																										
Sect: 1.1.1	AH	AH	AH	AH																										
	3/31/15	6/11/15	9/21/15	12/14/15																										
	12205	12720	13054	13462																										
Refer.	2015																													
Sect: 1.2.3	AH																													
	13463																													
Dulco-meter	<table border="1" style="width: 100%; border-collapse: collapse;"> <tr> <td>Refer.</td> <td>1st</td> <td>2nd</td> <td>3rd</td> <td>4th</td> </tr> <tr> <td rowspan="3">Sect: 1.1.2</td> <td>AH</td> <td>AH</td> <td>AH</td> <td>AH</td> </tr> <tr> <td>2/25/15</td> <td>6/11/15</td> <td>9/21/15</td> <td>12/14/15</td> </tr> <tr> <td>12205</td> <td>12720</td> <td>13054</td> <td>13462</td> </tr> </table>				Refer.	1st	2nd	3rd	4th	Sect: 1.1.2	AH	AH	AH	AH	2/25/15	6/11/15	9/21/15	12/14/15	12205	12720	13054	13462	<table border="1" style="width: 100%; border-collapse: collapse;"> <tr> <td>Refer.</td> <td>2015</td> </tr> <tr> <td rowspan="2">Sect: 1.2.1</td> <td>WQ</td> </tr> <tr> <td>13463</td> </tr> </table>		Refer.	2015	Sect: 1.2.1	WQ	13463	
Refer.	1st	2nd	3rd	4th																										
Sect: 1.1.2	AH	AH	AH	AH																										
	2/25/15	6/11/15	9/21/15	12/14/15																										
	12205	12720	13054	13462																										
Refer.	2015																													
Sect: 1.2.1	WQ																													
	13463																													
M.C.C.	<table border="1" style="width: 100%; border-collapse: collapse;"> <tr> <td>Refer.</td> <td>1st</td> <td>2nd</td> <td>3rd</td> <td>4th</td> </tr> <tr> <td rowspan="3">Sect: 1.1.2</td> <td>AH</td> <td>AH</td> <td>AH</td> <td>AH</td> </tr> <tr> <td>2/25/15</td> <td>6/11/15</td> <td>9/21/15</td> <td>12/14/15</td> </tr> <tr> <td>12205</td> <td>12720</td> <td>13054</td> <td>13462</td> </tr> </table>				Refer.	1st	2nd	3rd	4th	Sect: 1.1.2	AH	AH	AH	AH	2/25/15	6/11/15	9/21/15	12/14/15	12205	12720	13054	13462	<table border="1" style="width: 100%; border-collapse: collapse;"> <tr> <td>Refer.</td> <td>2015</td> </tr> <tr> <td rowspan="2">Sect: 1.2.2</td> <td>WQ</td> </tr> <tr> <td>10/1/15</td> </tr> <tr> <td>13463</td> </tr> </table>		Refer.	2015	Sect: 1.2.2	WQ	10/1/15	13463
Refer.	1st	2nd	3rd	4th																										
Sect: 1.1.2	AH	AH	AH	AH																										
	2/25/15	6/11/15	9/21/15	12/14/15																										
	12205	12720	13054	13462																										
Refer.	2015																													
Sect: 1.2.2	WQ																													
	10/1/15																													
13463																														
Circuit Breaker	<table border="1" style="width: 100%; border-collapse: collapse;"> <tr> <td>Refer.</td> <td>1st</td> <td>2nd</td> <td>3rd</td> <td>4th</td> </tr> <tr> <td rowspan="3">Sect: 1.1.3</td> <td>WQ</td> <td>WQ/AH</td> <td>WQ</td> <td>AH</td> </tr> <tr> <td>2/23/15</td> <td>6/15/15</td> <td>9/14/15</td> <td>12/31/15</td> </tr> <tr> <td>12205</td> <td>12720</td> <td>13054</td> <td>13462</td> </tr> </table>				Refer.	1st	2nd	3rd	4th	Sect: 1.1.3	WQ	WQ/AH	WQ	AH	2/23/15	6/15/15	9/14/15	12/31/15	12205	12720	13054	13462	<table border="1" style="width: 100%; border-collapse: collapse;"> <tr> <td>Refer.</td> <td>2015</td> </tr> <tr> <td rowspan="2">Sect: 1.2.2</td> <td>WQ</td> </tr> <tr> <td>10/1/15</td> </tr> <tr> <td>13463</td> </tr> </table>		Refer.	2015	Sect: 1.2.2	WQ	10/1/15	13463
Refer.	1st	2nd	3rd	4th																										
Sect: 1.1.3	WQ	WQ/AH	WQ	AH																										
	2/23/15	6/15/15	9/14/15	12/31/15																										
	12205	12720	13054	13462																										
Refer.	2015																													
Sect: 1.2.2	WQ																													
	10/1/15																													
13463																														
C12 DPD Handheld	<table border="1" style="width: 100%; border-collapse: collapse;"> <tr> <td>Refer.</td> <td>1st</td> <td>2nd</td> <td>3rd</td> <td>4th</td> </tr> <tr> <td rowspan="3">Sect: 1.1.3</td> <td>WQ</td> <td>WQ/AH</td> <td>WQ</td> <td>AH</td> </tr> <tr> <td>2/23/15</td> <td>6/15/15</td> <td>9/14/15</td> <td>12/31/15</td> </tr> <tr> <td>12205</td> <td>12720</td> <td>13054</td> <td>13462</td> </tr> </table>				Refer.	1st	2nd	3rd	4th	Sect: 1.1.3	WQ	WQ/AH	WQ	AH	2/23/15	6/15/15	9/14/15	12/31/15	12205	12720	13054	13462	<table border="1" style="width: 100%; border-collapse: collapse;"> <tr> <td>Refer.</td> <td>2015</td> </tr> <tr> <td rowspan="2">Sect: 1.2.2</td> <td>WQ</td> </tr> <tr> <td>10/1/15</td> </tr> <tr> <td>13463</td> </tr> </table>		Refer.	2015	Sect: 1.2.2	WQ	10/1/15	13463
Refer.	1st	2nd	3rd	4th																										
Sect: 1.1.3	WQ	WQ/AH	WQ	AH																										
	2/23/15	6/15/15	9/14/15	12/31/15																										
	12205	12720	13054	13462																										
Refer.	2015																													
Sect: 1.2.2	WQ																													
	10/1/15																													
13463																														

Year: 2015

Elk Grove Water District

Preventative Maintenance Program

Backwash System and Storage Tanks

Item	MONTHLY												Semi-annual		Annu./Bi-annu.					
	Refer.	JAN	FEB	MAR	APR	MAY	JUN	JUL	AUG	SEP	OCT	NOV	DEC	Refer.	2015	Periodic	Refer.	2015	Periodic	
Mag meter																				
	Initials																			
	Date																			
	W.O. #																			
MCC																				
	Initials																			
	Date																			
	W.O. #																			
Pressure Transducer																				
	Initials																			
	Date																			
	W.O. #																			
Backwash Tank																				
	Initials																			
	Date																			
	W.O. #																			
Return Pumps																				
	Initials																			
	Date																			
	W.O. #																			
Storage Tanks																				
	Initials																			
	Date																			
	W.O. #																			
Bray Valves																				
	Initials																			
	Date																			
	W.O. #																			

Year: 2015

Elk Grove Water District

Preventative Maintenance Program

Booster Pumps

Item	Monthly												Semi-annual		Annual		
	Refer.	JAN	FEB	MAR	APR	MAY	JUN	JUL	AUG	SEP	OCT	NOV	DEC	1ST 6-MO.	2ND 6-MO.	Refer.	2015
Electric Motor	Initials	AH	WQ	AH	AH	WQ	WQ	AH	AH	AH	WQ	AH	WQ	AH	AH/WQ	Sect: 3.2.1	Sect: 3.2.1
	Date	1/15/15	2/10/15	3/23/15	4/27/15	5/19/15	6/18/15	7/23/15	8/24/15	9/14/15	10/27/15	11/13/15	12/8/15	6/30/15	12/9/15		
	W.O. #	11846	2196	12303	12519	12605	12721	12837	12974	13033	13210	13354	13404	12722	13403		
PUMP	Initials	AH	WQ	AH	AH	WQ	WQ	AH	AH	AH	WQ	AH	WQ			Sect: 3.2.2	Sect: 3.2.4
	Date	1/15/15	2/10/15	3/23/15	4/27/15	5/19/15	6/18/15	7/23/15	8/24/15	9/14/15	10/27/15	11/13/15	12/8/15				
	W.O. #	11846	12196	12303	12519	12605	12721	12837	12974	13033	13210	13354	13404				
A.R.V.	Initials															Sect: 3.3.1	Sect: 3.3.1
	Date																
	W.O. #																
Rising Stem Valve	Initials															Sect: 3.3.3	Sect: 3.3.3
	Date																
	W.O. #																

Elk Grove Water District

Preventative Maintenance Program

Clor-Tec System

Item	Monthly												Quarterly				Annual		
	Refer.	JAN	FEB	MAR	APR	MAY	JUN	JUL	AUG	SEP	OCT	NOV	DEC	1st	2nd	3rd		4th	Refer.
Cl2 Meter System	Initials	WQ	WQ	WQ	WQ	WQ	WQ	AH	WQ	WQ	WQ	WQ	WQ					4.4.1	WQ
	Date	1/13/15	2/5/15	3/11/15	4/16/15	5/27/15	6/10/15	7/23/15	8/10/15	9/2/15	10/21/15	11/2/05	12/7/15						9/22/15
	W.O.#	11624	12190	12294	12517	12607	12714	12841	12973	13031	13209	13356	13406						11849
Exhaust Fan	Initials																	4.3.1	AH
	Date																		12/14/15
	W.O.#																		13418
Hydrogen Blow/Det.	Initials																	4.2/4.3	AH
	Date																		1/14/15
	W.O.#																		11849
Cell and Electrode	Initials																	4.3.2	AH
	Date																		9/14/15
	W.O.#																		13418
Hypo/Brine Tank	Initials																	4.4.5	WQ
	Date																		12/7/15
	W.O.#																		11849
Water Softener	Initials																	4.4.6	WQ
	Date																		9/14/15
	W.O.#																		11849
Rectifier	Initials																	4.4.4	WQ
	Date																		9/14/15
	W.O.#																		11849
Clor-Tec Unit	Initials																	4.4.4	WQ
	Date																		9/14/15
	W.O.#																		11849

Year: 2015

Elk Grove Water District

Preventative Maintenance Program

Filter Vessels

Item	Monthly												Semi-annual		Annual								
	Refer	JAN	FEB	MAR	APR	MAY	JUN	JUL	AUG	SEP	OCT	NOV	DEC	Refer	2015	Refer	2015						
Air/Vac Valves	Initials													Date					W.O. #				
Bray Valves	Initials													Date					W.O. #				
CLA-VAL	Initials													Date					W.O. #				
Pilot Valves	Initials													Date					W.O. #				
Press. Diff. Trnsdr.	Initials													Date					W.O. #				
Vessels	Initials													Date					W.O. #				

Item	Initials	Date	W.O. #
Air/Vac Valves			
Bray Valves			
CLA-VAL			
Pilot Valves			
Press. Diff. Trnsdr.			
Vessels			

Item	Initials	Date	W.O. #
Air/Vac Valves			
Bray Valves			
CLA-VAL			
Pilot Valves			
Press. Diff. Trnsdr.			
Vessels			

Year: 2015

Elk Grove Water District

Preventative Maintenance Program

Standby Generator

Item	Monthly												Semi-annual			Annual/Biannual			
	Refer	JAN	FEB	MAR	APR	MAY	JUN	JUL	AUG	SEP	OCT	NOV	DEC	Refer	1ST 6-MO	2ND 6-MO	Refer	2015	Periodic
Fuel Tank	6.1.1	WQ	WQ	AH	WQ	WQ	AH	WQ	WQ	WQ	WQ	WQ	WQ	6.3.1	AH	WQ	6.3.1	WQ	Periodic
		1/8/15	2/6/15	3/30/15	5/1/15	5/27/15	6/17/15	7/2/15	8/10/15	9/17/15	10/28/15	11/4/15	12/11/15		6/17/15	12/11/15		12/11/15	
		11550	12192	12311	12501	12604	12716	12839	12977	13032	13212	13353	13453		12717	13455		13457	
		Sect: 6.1.1												Sect: 6.2.1			Sect: 6.3.1		
Radiator	6.2.2	WQ	WQ	AH	WQ	WQ	AH	WQ	WQ	WQ	WQ	WQ	WQ	6.3.2/6.4.1	AH	AH	6.3.2/6.4.1	WQ	WQ
		1/8/15	2/6/15	3/30/15	5/1/15	5/27/15	6/17/15	7/2/15	8/10/15	9/17/15	10/28/15	11/4/15	12/11/15		6/17/15			12/11/15	
		11550	12192	12311	12501	12604	12716	12839	12977	13032	13212	13353	13453		12717	13455		13457	13460
		Sect: 6.1.2												Sect: 6.2.2			Sect: 6.3.2/6.4.1		
Battery/Charger	6.1.3	WQ	WQ	AH	WQ	WQ	WQ	WQ	WQ	WQ	WQ	WQ	WQ	6.3.3	WQ	WQ	6.3.3	WQ	WQ
		1/8/15	2/6/15	3/30/15	5/1/15	5/27/15	6/17/15	7/2/15	8/10/15	9/17/15	10/29/15	11/4/15	12/11/15		6/17/15			12/11/15	
		11550	12192	12311	12501	12604	12716	12839	12977	13032	13212	13353	13453		12717	13455		13457	13460
		Sect: 6.1.3												Sect: 6.3.3			Sect: 6.3.4/6.4.2		
Coolant Heater	6.1.3	WQ	WQ	AH	WQ	WQ	WQ	WQ	WQ	WQ	WQ	WQ	WQ	6.3.3	AH	AH	6.3.3	WQ	WQ
		1/8/15	2/6/15	3/30/15	5/1/15	5/27/15	6/17/15	7/2/15	8/10/15	9/17/15	10/29/15	11/4/15	12/11/15		6/17/15			12/11/15	
		11550	12192	12311	12501	12604	12716	12839	12977	13032	13212	13353	13453		12717	13455		13457	13460
		Sect: 6.1.3												Sect: 6.3.3			Sect: 6.3.4/6.4.2		
Generator	6.1.3	WQ	WQ	AH	WQ	WQ	WQ	WQ	WQ	WQ	WQ	WQ	WQ	6.3.3	WQ	WQ	6.3.3	WQ	WQ
		1/8/15	2/6/15	3/30/15	5/1/15	5/27/15	6/17/15	7/2/15	8/10/15	9/17/15	10/29/15	11/4/15	12/11/15		6/17/15			12/11/15	
		11550	12192	12311	12501	12604	12716	12839	12977	13032	13212	13353	13453		12717	13455		13457	13460
		Sect: 6.1.3												Sect: 6.3.3			Sect: 6.3.4/6.4.2		
Engine	6.1.3	WQ	WQ	AH	WQ	WQ	WQ	WQ	WQ	WQ	WQ	WQ	WQ	6.3.3	AH	AH	6.3.3	WQ	WQ
		1/8/15	2/6/15	3/30/15	5/1/15	5/27/15	6/17/15	7/2/15	8/10/15	9/17/15	10/29/15	11/4/15	12/11/15		6/17/15			12/11/15	
		11550	12192	12311	12501	12604	12716	12839	12977	13032	13212	13353	13453		12717	13455		13457	13460
		Sect: 6.1.3												Sect: 6.3.3			Sect: 6.3.4/6.4.2		

Year: 2015

Elk Grove Water District

Preventative Maintenance Program

Well 1D School

Item	Monthly												Semi-annual		Annual		
	Refer.	JAN	FEB	MAR	APR	MAY	JUN	JUL	AUG	SEP	OCT	NOV	DEC	1ST 6-MO.	2ND 6-MO.	Refer.	2015
Pump	Initials	WQ	WQ	WQ	WQ	WQ	WQ	WQ	WQ	WQ	WQ	WQ	WQ	WQ	WQ		
	Date	1/9/15	2/10/15	3/3/15	4/1/15	5/27/15	6/16/15	7/13/15	8/24/15	9/17/15	10/15/15	11/5/15	12/24/15	6/22/15	11/30/15		
	W.O.#	11831	12195	12310	12514	12599	12727	12845	12979	13047	13208	1360	13461	12728	13369		
	Sect:															13.2.1	
Motor	Initials	WQ	WQ	WQ	WQ	WQ	WQ	WQ	WQ	WQ	WQ	WQ	WQ	WQ	WQ		
	Date	1/9/15	2/10/15	3/3/15	4/1/15	5/27/15	6/16/15	7/13/15	8/24/15	9/17/15	10/15/15	11/5/15	12/24/15	6/22/15	11/30/15		
	W.O.#	11831	12195	12310	12514	12599	12727	12845	12979	13047	13208	13360	13461	12728	13369		
	Sect:															13.2.2	
Press/Lvl Transdr.	Initials																
	Date																
	W.O.#																
	Sect:															13.3.2	
Isolation Valves	Initials																
	Date																
	W.O.#																
	Sect:															13.3.6	
Cla-Val	Initials																
	Date																
	W.O.#																
	Sect:															13.3.1	
Mag-Meter	Initials																
	Date																
	W.O.#																
	Sect:															13.3.3	
A.R.V.	Initials																
	Date																
	W.O.#																
	Sect:															13.3.4	
M.C.C.	Initials																
	Date																
	W.O.#																
	Sect:															13.3.5	

Elk Grove Water District

Preventative Maintenance Program

Well 4D Webb

Item	Monthly												Semi-annual		Annual/Biannual	
	Refer.	JAN	FEB	MAR	APR	MAY	JUN	JUL	AUG	SEP	OCT	NOV	DEC	Refer.	2015	Periodic
Pump	Initials	WQ	WQ	WQ	WQ	WQ	WQ	AH	WQ	WQ	WQ	WQ	WQ	1.1	WQ	AH/WQ
	Date	1/7/15	2/12/15	3/17/15	4/2/15	5/6/15	6/15/15	7/15/15	8/17/15	9/3/15	10/7/15	11/13/15	12/7/15	8.2.1	6/29/15	12/8/15
	W.O. #	11829	12198	12300	12502	12602	12731	12847	12983	13036	13207	13363	13464	8.2.1	12732	13459
Motor	Initials	WQ	WQ	WQ	WQ	WQ	WQ	AH	WQ	WQ	WQ	WQ	WQ	2.2	WQ	AH/WQ
	Date	1/7/15	2/12/15	3/17/15	4/2/15	5/6/15	6/15/15	7/15/15	8/17/15	9/3/15	10/7/15	11/13/15	12/7/15	8.2.2	6/29/15	12/8/15
	W.O. #	11829	12198	12300	12502	12602	12731	12847	12983	13036	13207	13363	13464	8.2.2	12732	13459
Press/Lvl Transdr	Initials													8.3.2	AH/WQ	
	Date													8.3.2	12/22/15	
	W.O. #													8.3.2	12207	
Isolation Valves	Initials													8.3.6	WQ	
	Date													8.3.6	4/13/15	
	W.O. #													8.3.6	12207	
Cla-Val	Initials													8.3.1	AH/WQ	
	Date													8.3.1	12/22/15	
	W.O. #													8.3.1	12207	
Mag-Meter	Initials													8.3.3	AH	
	Date													8.3.3		
	W.O. #													8.3.3	12207	
A.R.V.	Initials													8.3.4	AH/WQ	
	Date													8.3.4	12/22/15	
	W.O. #													8.3.4	12207	
M.C.C.	Initials													8.3.5	AH	
	Date													8.3.5		
	W.O. #													8.3.5	12207	
Portable Generator	Initials	WQ	WQ	WQ	WQ	WQ	WQ	AH	WQ	WQ	WQ	WQ	WQ	2.4	WQ	WQ
	Date	1/7/15	2/12/15	3/17/15	4/2/15	5/6/15	6/15/15	7/15/15	8/17/15	9/3/15	10/7/15	11/13/15	12/7/15	8.3.7/8.4.1	6/29/15	12/7/15
	W.O. #	11829	12198	12300	12502	12602	12731	12847	12983	13036	13207	13363	13464	8.3.7/8.4.1	12732	13459
Generator Set	Initials													8.4.2	AH	
	Date													8.4.2		
	W.O. #													8.4.2	12207	

Elk Grove Water District

Preventative Maintenance Program

Well 11D Dino

Item	Monthly												Semi-annual		Annual/Biannual					
	Refer.	JAN	FEB	MAR	APR	MAY	JUN	JUL	AUG	SEP	OCT	NOV	DEC	Refer.	1ST 6-MO.	2ND 6-MO.	Refer.	2015	Periodic	
Pump	Initials	WQ	WQ	WQ	WQ	WQ	WQ	WQ	WQ	WQ	WQ	WQ	WQ	9.1.1	WQ	WQ/AH	9.3.2	AH		
	Date	1/6/15	2/2/15	3/24/15	4/2/15	5/27/15	6/15/15	7/15/15	8/17/15	9/9/15	10/20/15	11/13/15	12/15/15	6/29/15	6/29/15	11/30/15	12/23/15	12/23/15		
	W.O. #	11827	12186	12304	12503	12601	12725	12846	12982	13037	13206	13359	13467	12726	12726	13370	12206			
Motor	Initials	WQ	WQ	WQ	WQ	WQ	WQ	WQ	WQ	WQ	WQ	WQ	WQ	9.1.2	WQ	WQ/AH	9.2.2	WQ		
	Date	1/6/15	2/2/15	3/24/15	4/2/15	5/27/15	6/15/15	7/15/15	8/17/15	9/9/15	10/20/15	11/13/15	12/15/15	6/29/15	6/29/15	11/30/15	12/23/15	12/23/15		
	W.O. #	11827	12186	12304	12503	12601	12725	12846	12982	13037	13206	13359	13467	12726	12726	13370	12206			
Press/LV Transdr.	Initials													9.3.3			9.3.3	AH		
	Date																			
	W.O. #																			
Isolation Valves	Initials													9.3.6			9.3.6	WQ		
	Date																			
	W.O. #																			
Cla-Val	Initials													9.3.1			9.3.1	AH/WQ		
	Date																			
	W.O. #																			
Mag-Meter	Initials													9.3.3			9.3.3	AH		
	Date																			
	W.O. #																			
A.R.V.	Initials													9.3.4			9.3.4	AH		
	Date																			
	W.O. #																			
M.C.C.	Initials													9.3.5			9.3.5	AH		
	Date																			
	W.O. #																			
Portable Generator	Initials	WQ	WQ	WQ	WQ	WQ	WQ	WQ	WQ	WQ	WQ	WQ	WQ	9.1.3	WQ	WQ/AH	9.3.7/9.4.1	AH		
	Date	1/6/15	2/2/15	3/24/15	4/2/15	5/27/15	6/15/15	7/15/15	8/17/15	9/9/15	10/20/15	11/13/15	12/15/15	6/29/15	6/29/15	11/30/15	12/23/15	12/23/15		
	W.O. #	11827	12186	12304	12503	12601	12725	12846	12982	13037	13206	13359	13467	12726	12726	13370	12206			
Generator Set	Initials													9.4.2			9.4.2	AH		
	Date																			
	W.O. #																			

Elk Grove Water District

Preventative Maintenance Program

Well 14D Railroad

Item	Monthly												Semi-annual		Annual					
	Refer.	JAN	FEB	MAR	APR	MAY	JUN	JUL	AUG	SEP	OCT	NOV	DEC	Refer.	1ST 6-MO.	2ND 6-MO.	Refer.	2015		
Pump	Initials	WQ	WQ	WQ	WQ	WQ	WQ	WQ	WQ	WQ	WQ	WQ	WQ	WQ	WQ	WQ	WQ	WQ	WQ	
	Date	1/8/15	2/4/15	3/30/15	4/1/15	5/20/15	6/17/15	7/2/15	8/24/15	9/15/15	10/1/15	11/5/15	12/30/15	6/29/15	6/29/15	11/30/15	6/29/15	6/29/15	11/30/15	11/30/15
	W.O.#	11830	12188	12308	12504	12600	12735	12844	12978	13039	13202	13364	12854	12736	12736	13368	12736	12736	13368	13368
Sect: 7.1.1														Sect: 7.2.1		Sect: 7.3.1				
Motor	Initials	WQ	WQ	WQ	WQ	WQ	WQ	WQ	WQ	WQ	WQ	WQ	WQ	WQ	WQ	WQ	WQ	WQ	WQ	WQ
	Date	1/8/15	2/4/15	3/30/15	4/1/15	5/20/15	6/17/15	7/2/15	8/24/15	9/15/15	10/1/15	11/5/15	12/30/15	6/29/15	6/29/15	11/30/15	6/29/15	6/29/15	11/30/15	11/30/15
	W.O.#	11830	12188	12308	12504	12600	12735	12844	12978	13039	13202	13364	12854	12736	12736	13368	12736	12736	13368	13368
Sect: 7.1.2														Sect: 7.2.2		Sect: 7.3.2				
Press/Lvl Transducer	Initials	WQ	WQ	WQ	WQ	WQ	WQ	WQ	WQ	WQ	WQ	WQ	WQ	WQ	WQ	WQ	WQ	WQ	WQ	WQ
	Date	1/8/15	2/4/15	3/30/15	4/1/15	5/20/15	6/17/15	7/2/15	8/24/15	9/15/15	10/1/15	11/5/15	12/30/15	6/29/15	6/29/15	11/30/15	6/29/15	6/29/15	11/30/15	11/30/15
	W.O.#	11830	12188	12308	12504	12600	12735	12844	12978	13039	13202	13364	12854	12736	12736	13368	12736	12736	13368	13368
Sect: 7.3.6														Sect: 7.3.6		Sect: 7.3.6				
Isolation Valves	Initials	WQ	WQ	WQ	WQ	WQ	WQ	WQ	WQ	WQ	WQ	WQ	WQ	WQ	WQ	WQ	WQ	WQ	WQ	WQ
	Date	1/8/15	2/4/15	3/30/15	4/1/15	5/20/15	6/17/15	7/2/15	8/24/15	9/15/15	10/1/15	11/5/15	12/30/15	6/29/15	6/29/15	11/30/15	6/29/15	6/29/15	11/30/15	11/30/15
	W.O.#	11830	12188	12308	12504	12600	12735	12844	12978	13039	13202	13364	12854	12736	12736	13368	12736	12736	13368	13368
Sect: 7.3.1														Sect: 7.3.1		Sect: 7.3.1				
Cla-Val	Initials	WQ	WQ	WQ	WQ	WQ	WQ	WQ	WQ	WQ	WQ	WQ	WQ	WQ	WQ	WQ	WQ	WQ	WQ	WQ
	Date	1/8/15	2/4/15	3/30/15	4/1/15	5/20/15	6/17/15	7/2/15	8/24/15	9/15/15	10/1/15	11/5/15	12/30/15	6/29/15	6/29/15	11/30/15	6/29/15	6/29/15	11/30/15	11/30/15
	W.O.#	11830	12188	12308	12504	12600	12735	12844	12978	13039	13202	13364	12854	12736	12736	13368	12736	12736	13368	13368
Sect: 7.3.3														Sect: 7.3.3		Sect: 7.3.3				
Mag-Meter	Initials	WQ	WQ	WQ	WQ	WQ	WQ	WQ	WQ	WQ	WQ	WQ	WQ	WQ	WQ	WQ	WQ	WQ	WQ	WQ
	Date	1/8/15	2/4/15	3/30/15	4/1/15	5/20/15	6/17/15	7/2/15	8/24/15	9/15/15	10/1/15	11/5/15	12/30/15	6/29/15	6/29/15	11/30/15	6/29/15	6/29/15	11/30/15	11/30/15
	W.O.#	11830	12188	12308	12504	12600	12735	12844	12978	13039	13202	13364	12854	12736	12736	13368	12736	12736	13368	13368
Sect: 7.3.4														Sect: 7.3.4		Sect: 7.3.4				
A.R.V.	Initials	WQ	WQ	WQ	WQ	WQ	WQ	WQ	WQ	WQ	WQ	WQ	WQ	WQ	WQ	WQ	WQ	WQ	WQ	WQ
	Date	1/8/15	2/4/15	3/30/15	4/1/15	5/20/15	6/17/15	7/2/15	8/24/15	9/15/15	10/1/15	11/5/15	12/30/15	6/29/15	6/29/15	11/30/15	6/29/15	6/29/15	11/30/15	11/30/15
	W.O.#	11830	12188	12308	12504	12600	12735	12844	12978	13039	13202	13364	12854	12736	12736	13368	12736	12736	13368	13368
Sect: 7.3.5														Sect: 7.3.5		Sect: 7.3.5				
M.C.C.	Initials	WQ	WQ	WQ	WQ	WQ	WQ	WQ	WQ	WQ	WQ	WQ	WQ	WQ	WQ	WQ	WQ	WQ	WQ	WQ
	Date	1/8/15	2/4/15	3/30/15	4/1/15	5/20/15	6/17/15	7/2/15	8/24/15	9/15/15	10/1/15	11/5/15	12/30/15	6/29/15	6/29/15	11/30/15	6/29/15	6/29/15	11/30/15	11/30/15
	W.O.#	11830	12188	12308	12504	12600	12735	12844	12978	13039	13202	13364	12854	12736	12736	13368	12736	12736	13368	13368
Sect: 7.3.5														Sect: 7.3.5		Sect: 7.3.5				

Elk Grove Water District

Preventative Maintenance Program

WELL 3 MAR-VAL

Item	Monthly												Quarterly				Semi-annual				Annual						
	Refer.	JAN	FEB	MAR	APR	MAY	JUN	JUL	AUG	SEP	OCT	NOV	DEC	Refer.	2010	2nd	3rd	4th	Refer.	1st	6-2ND	6-3RD	Refer.	2015			
Motor	Initials	AH	WQ	AH	WQ	WQ	WQ	WQ	WQ	WQ	WQ	AH	AH	12.1.2	11832	12191	12306	12506	12598	12733	12843	12981	13048	13205	13358	13468	
	Date	1/9/15	2/5/15	3/25/15	4/6/15	5/7/15	6/15/15	7/16/15	8/26/15	9/16/15	10/26/15	11/16/15	12/30/15		6/22/15	12/8/15				6/22/15	12/8/15						
	W.O. #	11832	12191	12306	12506	12598	12733	12843	12981	13048	13205	13358	13468	Section:	12740	12740	12740	13470	Section:	12.3.2	12740	13470	Section:	12.3.1	12740	13470	
Pump	Initials	AH	WQ	AH	WQ	WQ	WQ	WQ	WQ	WQ	WQ	AH	AH	12.1.1	11832	12191	12306	12506	12598	12733	12843	12981	13048	13205	13358	13468	
	Date	1/9/15	2/5/15	3/25/15	4/6/15	5/7/15	6/16/15	7/16/15	8/26/15	9/16/15	10/26/15	11/16/15	12/30/15		6/22/15	12/8/15				6/22/15	12/8/15						
	W.O. #	11832	12191	12306	12506	12598	12733	12843	12981	13048	13205	13358	13468	Section:	12740	12740	12740	13470	Section:	12.3.1	12740	13470	Section:	12.3.1	12740	13470	
Chlorine Pump	Initials													12.2.1	12208	12734	13051	13469									
	Date														2/24/15	6/15/15	9/24/15	12/30/15									
	W.O. #													Section:	12208	12734	13051	13469	Section:	12.2.1	12208	13469	Section:	12.2.1	12208	13469	
Air Charer	Initials													12.2.2	12208	12734	13051	13469									
	Date														2/24/15	6/15/15	9/24/15	12/30/15									
	W.O. #													Section:	12208	12734	13051	13469	Section:	12.2.2	12208	13469	Section:	12.2.2	12208	13469	
Check Valve	Initials													12.3.3	12740	13470											
	Date														6/22/15	12/30/15											
	W.O. #													Section:	12740	13470											
A.R.V.	Initials													12.3.4	12740	13470											
	Date														6/22/15	12/30/15											
	W.O. #													Section:	12740	13470											
M.C.C.	Initials													12.4.1	AH												
	Date																										
	W.O. #													Section:	AH												
Pneumat Tank	Initials													12.4.3	WQ												
	Date														4/13/15												
	W.O. #													Section:	12509												
Isolation Valves	Initials													12.4.2	AH												
	Date																										
	W.O. #													Section:	AH												
Propeller Meter	Initials													12.4.2	AH												
	Date																										
	W.O. #													Section:	AH												

Elk Grove Water District

Preventative Maintenance Program

Well 8 Williamson

Item	Monthly												Quarterly				Semi-annual				Annual		
	Refer.	JAN	FEB	MAR	APR	MAY	JUN	JUL	AUG	SEP	OCT	NOV	DEC	1st	2nd	3rd	4th	1st	6th	1st	6th	Refer.	2015
Motor	Section: 11.1.2	WQ 1/12/15 11834	WQ 2/12/15 12199	WQ 3/3/15 12309	WQ 4/6/15 12507	WQ 5/28/15 12597	WQ 6/17/15 12737	WQ 7/20/15 12842	WQ 8/26/15 12980	WQ 9/21/15 13049	WQ 10/14/15 13203	WQ 11/16/15 13362	WQ 12/30/15 13471	WQ 3/24/15 12350	WQ 6/22/15 12738	WQ 9/21/15 13050	WQ 12/30/15 13472	AH/WQ 6/22/15 12739	AH/WQ 12/8/15 13473	Section: 11.3.2	11.3.2	Refer.	2015
Pump	Section: 11.1.1	WQ 1/12/15 11834	WQ 2/12/15 12199	AH 3/3/15 12309	WQ 4/6/15 12507	WQ 5/28/15 12597	WQ 6/17/15 12737	WQ 7/20/15 12842	WQ 8/26/15 12980	WQ 9/21/15 13049	AH 10/14/15 13203	WQ 11/16/15 13362	AH 12/30/15 13471	WQ 3/24/15 12350	AH/WQ 6/22/15 12738	AH/WQ 9/21/15 13050	AH 12/30/15 13472	AH/WQ 6/22/15 12739	AH/WQ 12/8/15 13473	Section: 11.3.1	11.3.1	Refer.	2015
Chlorine Pump		WQ 3/24/15 12350	WQ 6/22/15 12738	AH/WQ 9/21/15 13050	AH 12/30/15 13472																		
Air Chamber	Section: 11.2.2	WQ 3/24/15 12350	WQ 6/22/15 12738	AH/WQ 9/21/15 13050	AH 12/30/15 13472																		
Check Valve	Section: 11.3.3	AH/WQ 6/22/15 12739	AH/WQ 12/8/15 13473																				
A.R.V.	Section: 11.3.4	AH/WQ 6/22/15 12739	AH/WQ 12/8/15 13473																				
M.C.C.	Section: 11.4.1	AH 12510																					
Pneumat Tank	Section: 11.2.3	WQ 3/24/15 12350	WQ 6/22/15 12738	AH/WQ 9/21/15 13050	AH 12/30/15 13472																		
Isolation Valves	Section: 11.4.3	WQ 4/13/15 12510																					
Propeller Meter	Section: 11.4.2	AH 12510																					

Year: 2015

Elk Grove Water District

Preventative Maintenance Program

Well 9 Polhemus

Item	Monthly												Quarterly				Annual			
	Refer.	JAN	FEB	MAR	APR	MAY	JUN	JUL	AUG	SEP	OCT	NOV	DEC	1st	2nd	3rd	4th	Refer.	2015	
Check Valve	Initials																		Refer.	2015
	Date																			
	W.O. #																			
Chlorine Pump	Initials	WQ	WQ	AH	WQ	WQ	WQ	WQ	WQ	WQ	WQ	WQ	AH	WQ	WQ	WQ	AH	Section:	12511	
	Date	1/20/15	2/19/15	3/25/15	4/3/15	5/4/15	6/15/15	7/14/15	8/18/15	9/3/15	10/14/15	11/5/15	12/30/15	2/24/15	6/15/15	9/24/15	12/30/15	TBD		
	W.O. #	11764	12203	12307	12505	12596	12729	12848	12984	13038	13204	13361	13445	12209	12730	13052	13446	TBD		
Air Charer	Initials																	Section:	12511	
	Date																	TBD		
	W.O. #																	TBD		
Isolation Valves	Initials																	Section:	12511	
	Date																	TBD		
	W.O. #																	TBD		
A.R.V.	Initials																	Section:	12511	
	Date																	TBD		
	W.O. #																	TBD		
M.C.C.	Initials																	Section:	12511	
	Date																	TBD		
	W.O. #																	TBD		
Pneumat Tank	Initials																	Section:	12511	
	Date																	TBD		
	W.O. #																	TBD		
Propeller Meter	Initials																	Section:	12511	
	Date																	TBD		
	W.O. #																	TBD		

Elk Grove Water District
Backflow Prevention Program 2015

Backflow Device Reports	JAN	FEB	MAR	APR	MAY	JUN	JUL	AUG	SEP	OCT	NOV	DEC
CURRENT												
Notices Issued	9	24	95	4	56	38	186	98	54	31	30	22
Pass:	4	17	26	2	40	13	152	74	51	26	14	7
Fail:	0	2	0	0	0	0	5	4	1	1	0	0
Failed Devices Retested----Passed		2					2	2	1	1		
Outstanding Results Due	5	5	69	2	16	25	37	22	2	4	16	15

DELINQUENT	JAN	FEB	MAR	APR	MAY	JUN	JUL	AUG	SEP	OCT	NOV	DEC
Investigations							2					
Deactivated Devices			2				5	1				2
Sent:	5	5	69	2	16	25	32	18	2	4	16	13
Received:	0	4	0	2	8	21	14	9	1	3	15	0
Sent:	5	1	67		8	4	18	9	1	1	1	
Received:	4	1	67		4	4	16	8	1	1	0	
Schedule Code Changed		1			4			3				
Outstanding Delinquents		0	0	0	0	0	0	1	0	0	1	13
Carryover from 2014	0											

Total Outstanding Delinquents	15
--------------------------------------	-----------

Elk Grove Water District
 Safety Meetings/Training
 Dec-15

Date:	Topic:	Attendees:	Hosted By:
12/7/2015	Safe Driving in Adverse Weather Conditions	Jose C, Jose M, John V, John D, Sean, Michael, Justin, Richard, Alan, Chris, Sal, Brandon, Steve, Aaron, Wilfredo, Marcel, David, William	Steve Shaw
12/14/2015	ABCs Plus of Safety: Awareness and Attitude, Background, and Caution	Jose C, Jose M, John V, John D, Sean, Michael, Justin, Richard, Alan, Chris, Brandon, Steve, Aaron, Travis, Wilfredo, Marcel, David, William	Steve Shaw
12/21/2015	How to Conduct a Safety Tailboard	Jose C, Jose M, John V, John D, Sean, Justin, Richard, Alan, Chris, Brandon, Steve, Aaron, Travis, Wilfredo, Marcel, David, William	Steve Shaw
12/23/2015	Emergency Phone Tree and Emergency Response Plan	All Staff Required to Attend	Ellen Carlson
12/28/2015	PPE-A Workplace Fashion Statement	Jose C, Jose M, Justin, Richard, Alan, Chris, Sal, Brandon, Steve, Aaron, Travis, Wilfredo, Marcel, William	Steve Shaw



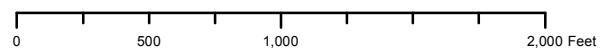
Legend

- Services to Replace
- Replaced Services in December 2015
- Replaced Services

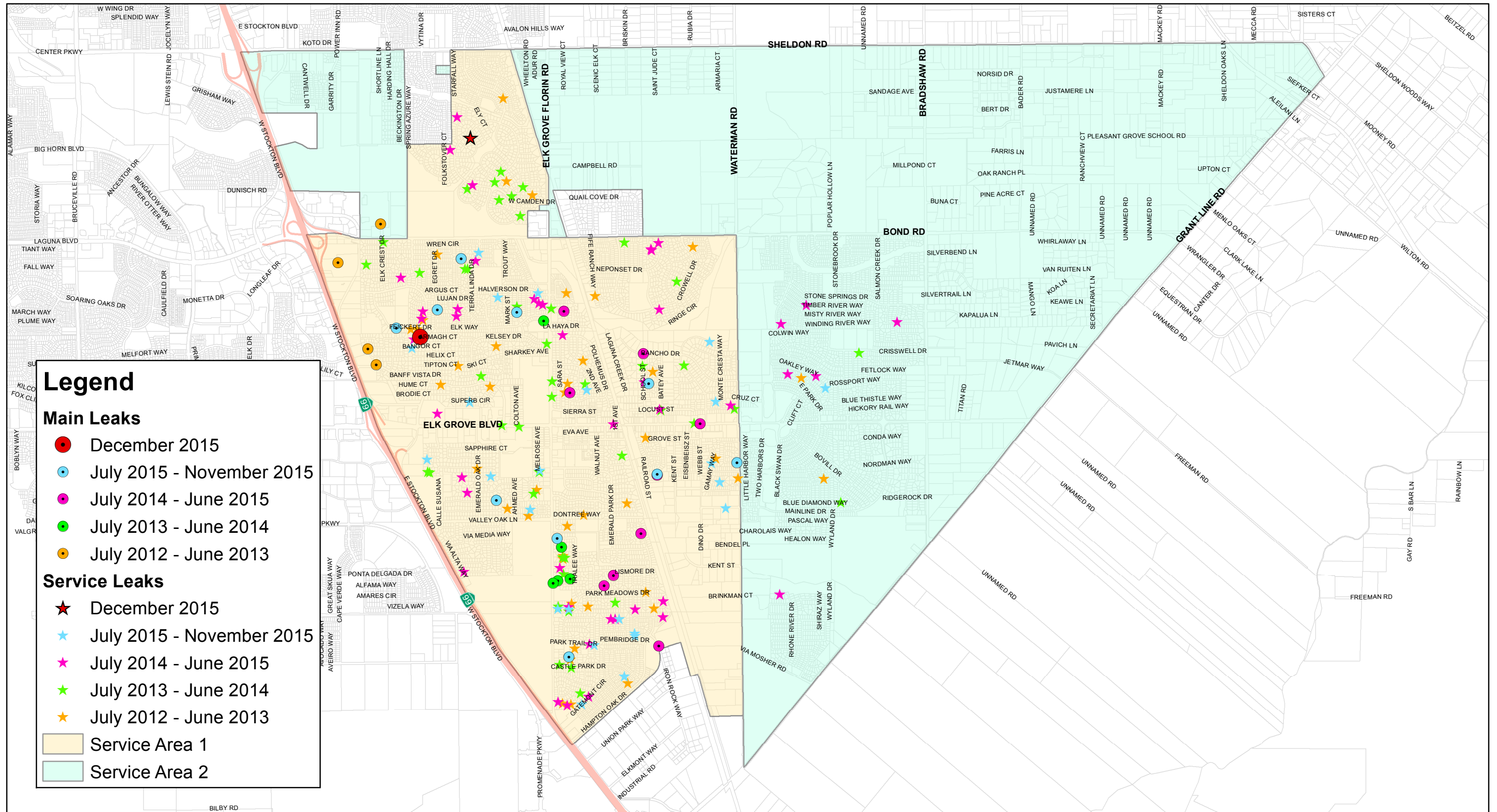
Services to Replace: 477
Services Replaced in December 2015: 0
Total Service Replaced: 142



**Elk Grove Water District
Service Line Replacement**



Projected Coordinate System: NAD 83 State Plane, California II, FIPS 0420
Source: City of Elk Grove, EGWD and Sacramento County GIS databases
Created by: Travis Franklin
Date: January 6, 2016



Legend

Main Leaks

- December 2015
- July 2015 - November 2015
- July 2014 - June 2015
- July 2013 - June 2014
- July 2012 - June 2013

Service Leaks

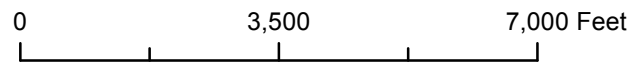
- ★ December 2015
- ★ July 2015 - November 2015
- ★ July 2014 - June 2015
- ★ July 2013 - June 2014
- ★ July 2012 - June 2013

- Service Area 1
- Service Area 2

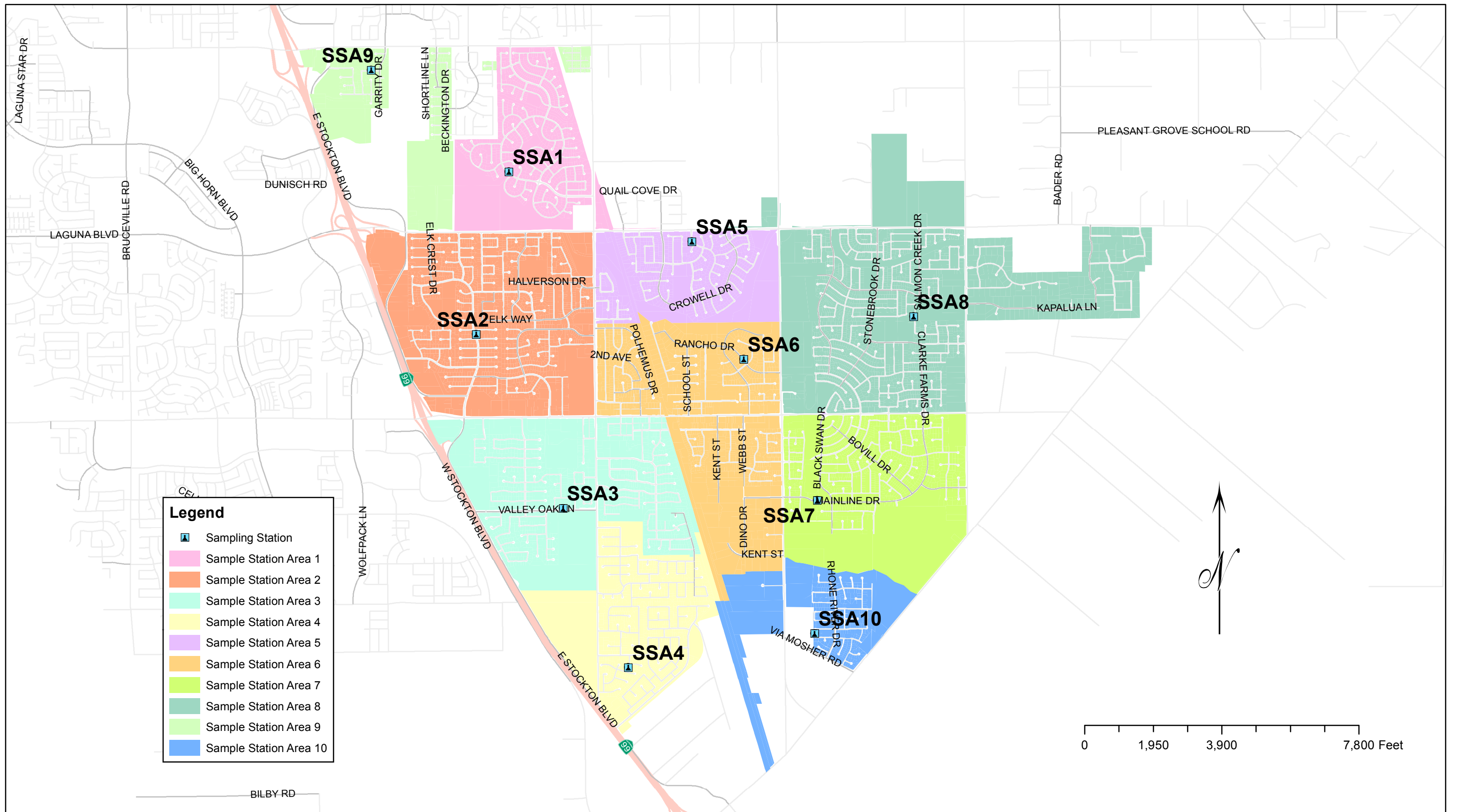
December 2015	
Main Line Leaks: 1	YTD: 11
Service Line Leaks: 1	YTD: 25
Total Leaks: 2	YTD: 36



Elk Grove Water District Service and Main Leaks Map

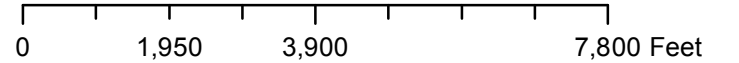


Elk Grove Water District
Service / Main Leaks
Created by: Travis Franklin
Date: January 11, 2015



Legend

- Sampling Station
- Sample Station Area 1
- Sample Station Area 2
- Sample Station Area 3
- Sample Station Area 4
- Sample Station Area 5
- Sample Station Area 6
- Sample Station Area 7
- Sample Station Area 8
- Sample Station Area 9
- Sample Station Area 10



Sample Stations: 10



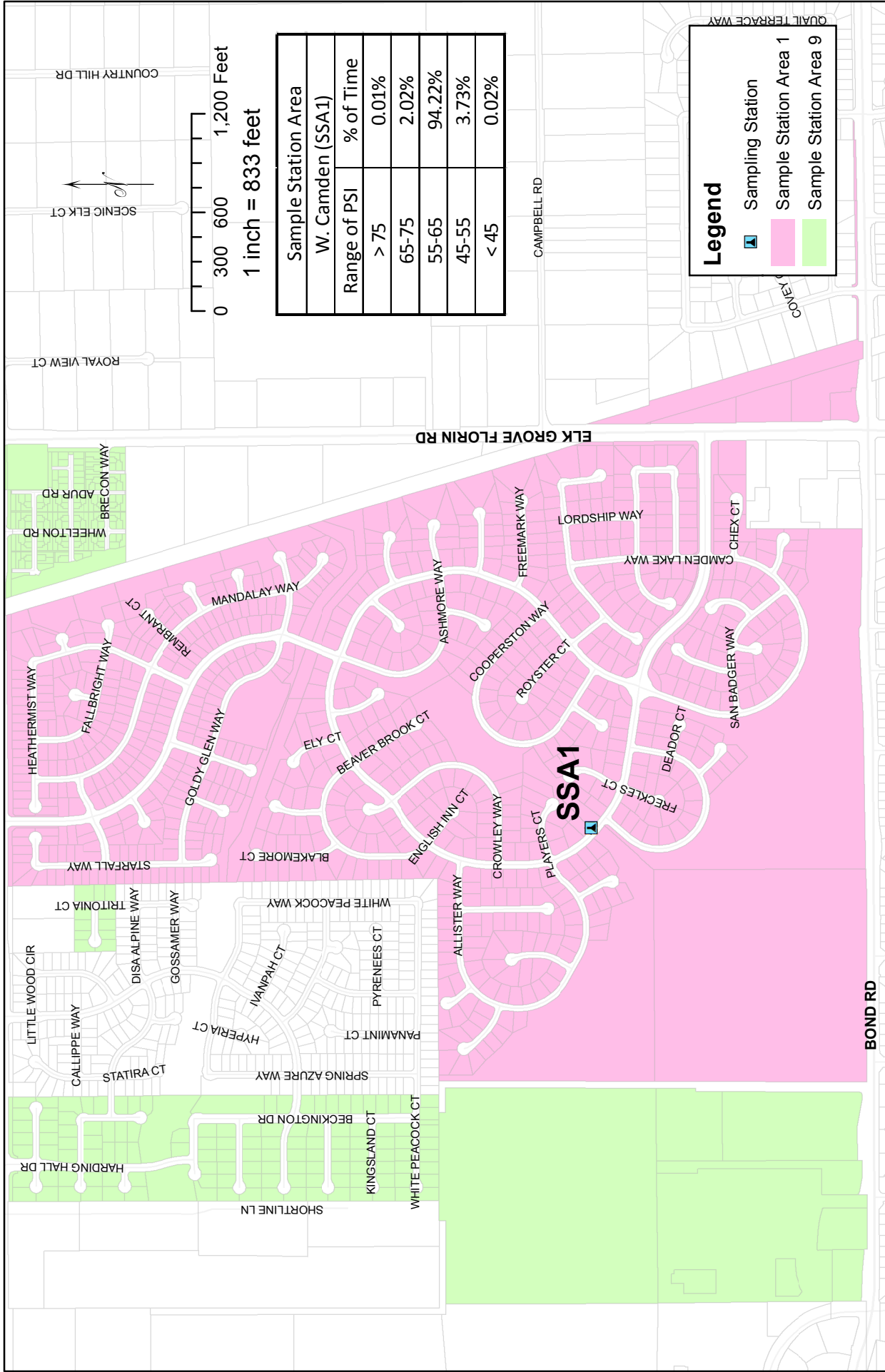
Elk Grove Water District
Sample Station Areas

Projected Coordinate System: NAD 83 State Plane CA II FIPS 0402

Source: EGWD GIS database




Modified by: Travis Franklin

January 6, 2016



Sample Station Area	
W. Camden (SSA1)	
Range of PSI	% of Time
> 75	0.01%
65-75	2.02%
55-65	94.22%
45-55	3.73%
< 45	0.02%

Legend

-  Sampling Station
-  Sample Station Area 1
-  Sample Station Area 9

Elk Grove Water District

System Pressure Monitoring

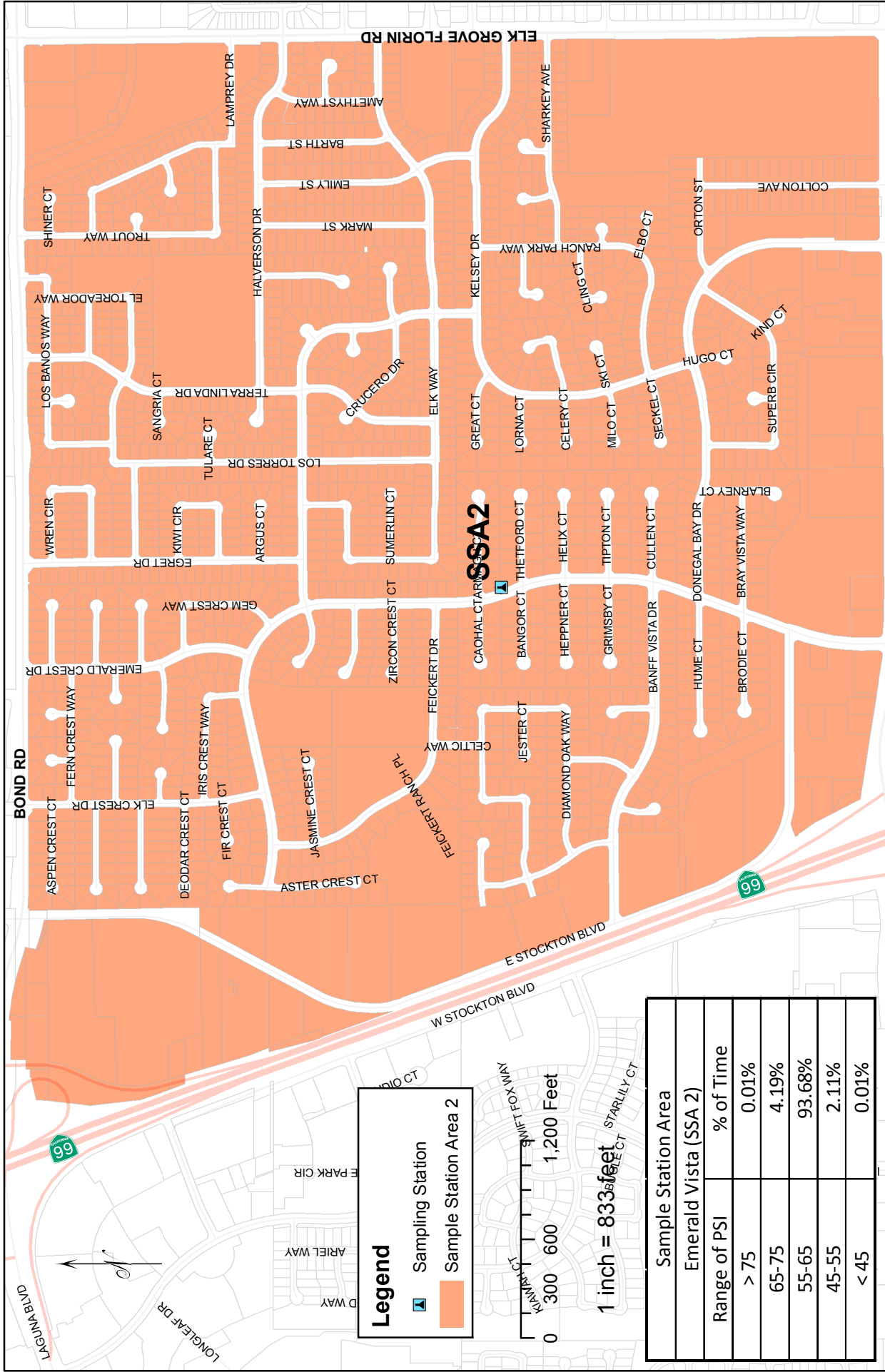


Sample Station #1

Note: Sample Station takes a reading every 5 minutes.

December 2015

Projected Coordinate System:
 NAD 83 State Plane CA II FIPS 0402
 Source: EGWD GIS database
 Created by: Travis Franklin
 January 6, 2016



Legend

- Sampling Station
- Sample Station Area 2



Sample Station Area	% of Time
Emerald Vista (SSA 2)	
Range of PSI	
> 75	0.01%
65-75	4.19%
55-65	93.68%
45-55	2.11%
< 45	0.01%

Sample Station #2

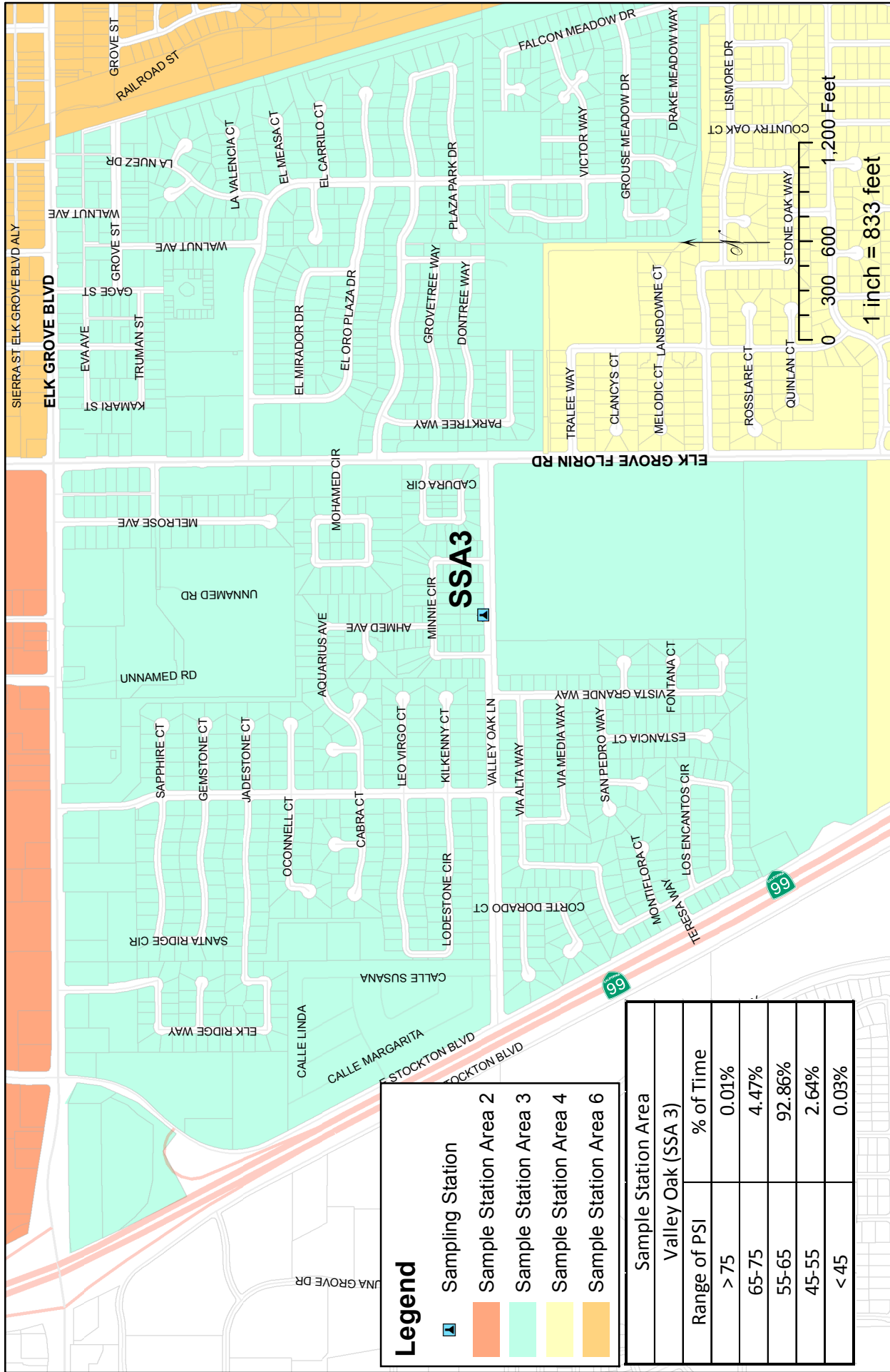
Note: Sample Station takes a reading every 5 minutes.

December 2015



**Elk Grove Water District
System Pressure Monitoring**

Projected Coordinate System:
NAD 83 State Plane CA II FIPS 0402
Source: EGWD GIS database
Created by: Travis Franklin
January 6, 2016



Legend

- Sampling Station
- Sample Station Area 2
- Sample Station Area 3
- Sample Station Area 4
- Sample Station Area 6

Sample Station Area	Valley Oak (SSA 3)
Range of PSI	% of Time
> 75	0.01%
65-75	4.47%
55-65	92.86%
45-55	2.64%
< 45	0.03%

Elk Grove Water District

System Pressure Monitoring

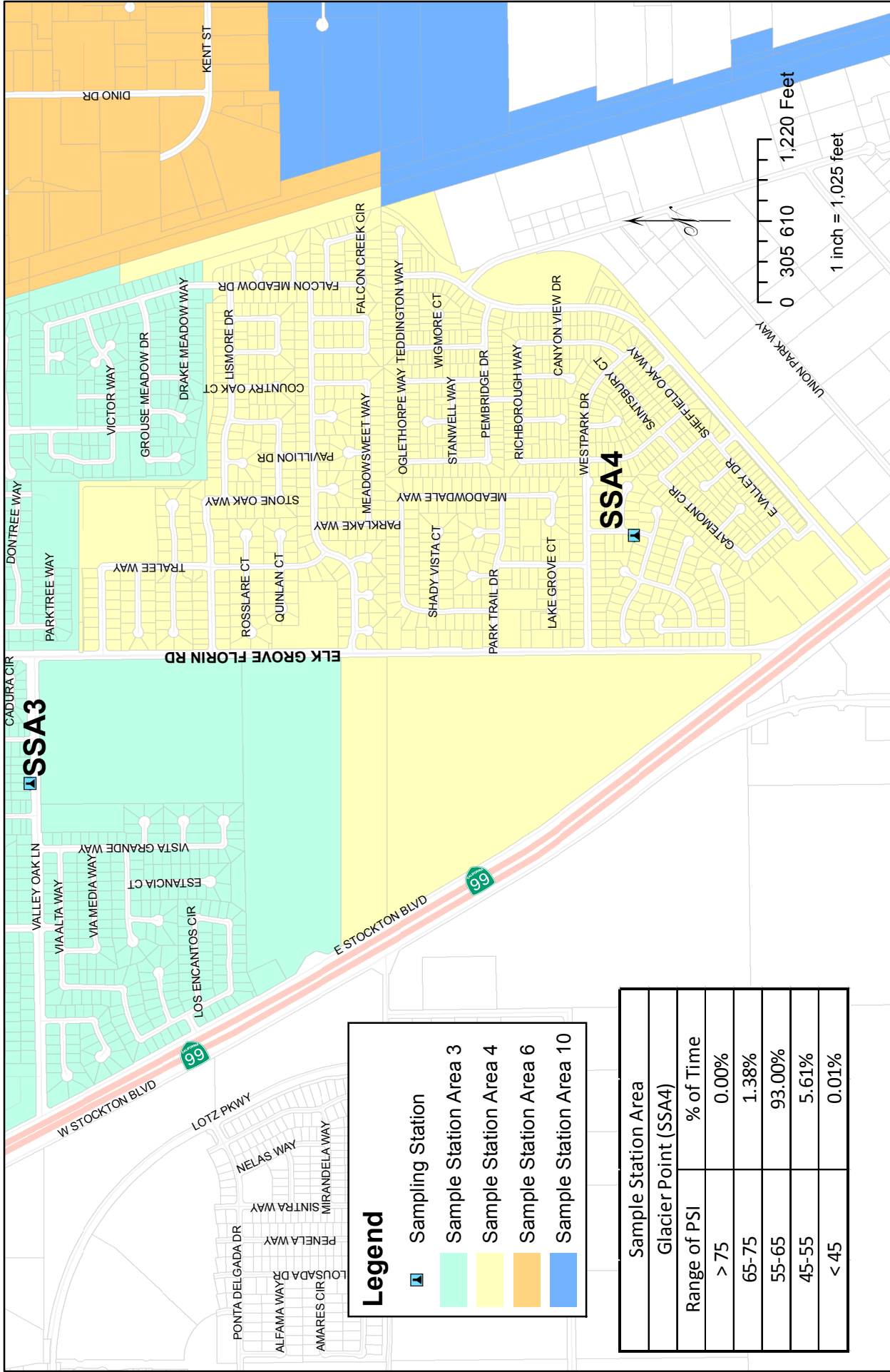


Sample Station #3

Note: Sample Station takes a reading every 5 minutes.

December 2015

Projected Coordinate System:
 NAD 83 State Plane CA II FIPS 0402
 Source: EGWD GIS database
 Created by: Travis Franklin
 January 6, 2016



Legend

- Sampling Station
- Sample Station Area 3
- Sample Station Area 4
- Sample Station Area 6
- Sample Station Area 10

Sample Station Area	
Glacier Point (SSA4)	
Range of PSI	% of Time
> 75	0.00%
65-75	1.38%
55-65	93.00%
45-55	5.61%
< 45	0.01%



Elk Grove Water District

System Pressure Monitoring

Sample Station #4

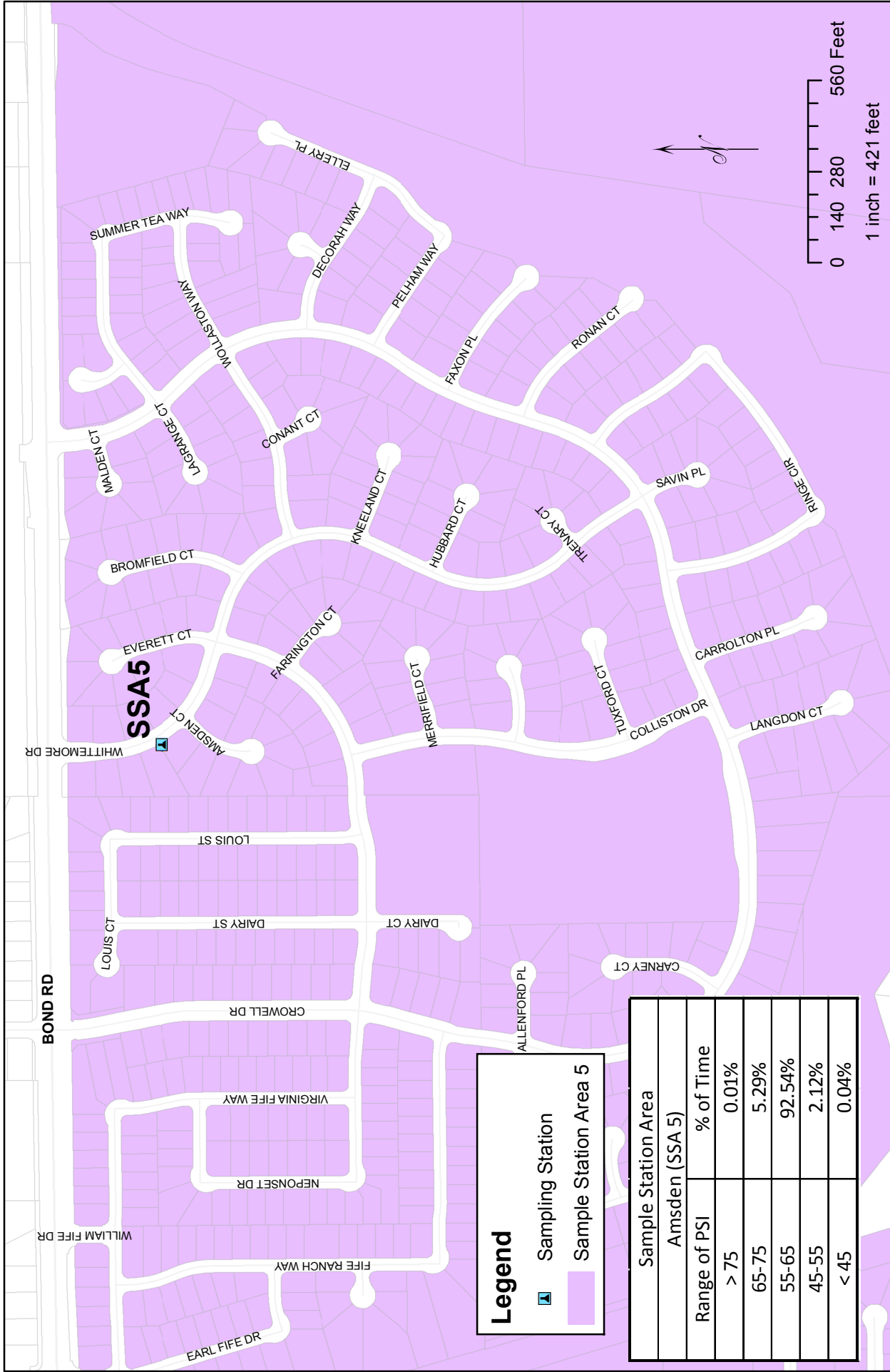
Note: Sample Station takes a reading every 5 minutes.

December 2015



Projected Coordinate System:
NAD 83 State Plane CA II FIPS 0402

Source: EGWD GIS database

Created by: Travis Franklin
January 6, 2016



Legend

-  Sampling Station
-  Sample Station Area 5

Sample Station Area	
Amsden (SSA 5)	
Range of PSI	% of Time
> 75	0.01%
65-75	5.29%
55-65	92.54%
45-55	2.12%
< 45	0.04%

Sample Station #5

Notes: Sample Station takes a reading every 5 minutes.

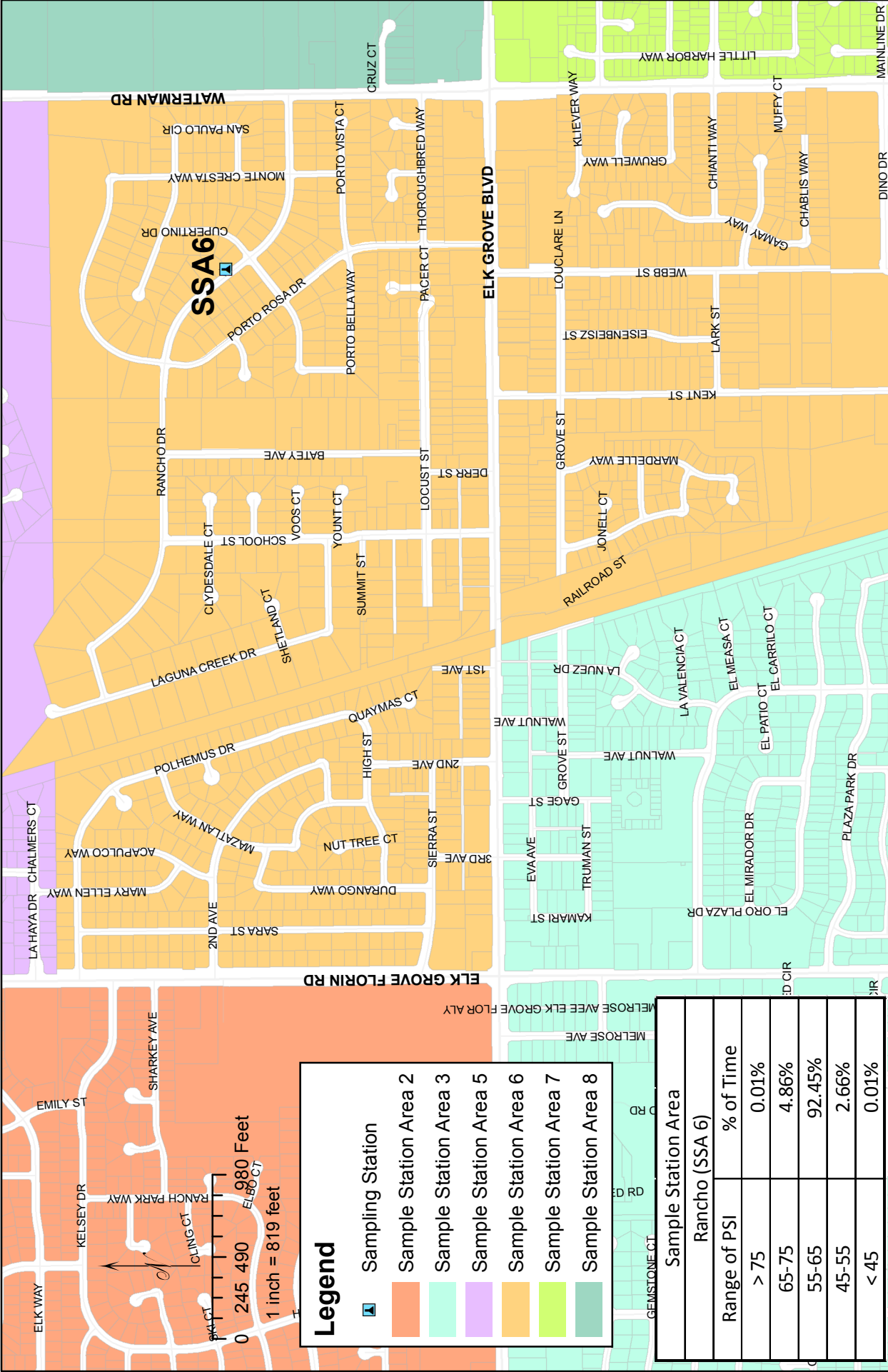
December 2015



Elk Grove Water District
System Pressure Monitoring

Projected Coordinate System:
 NAD 83 State Plane CA II FIPS 0402
 Source: EGWD GIS database
 Created by: Travis Franklin
 January 6, 2016





Legend	
	Sampling Station
	Sample Station Area 2
	Sample Station Area 3
	Sample Station Area 5
	Sample Station Area 6
	Sample Station Area 7
	Sample Station Area 8

Sample Station Area	
Rancho (SSA 6)	
Range of PSI	% of Time
> 75	0.01%
65-75	4.86%
55-65	92.45%
45-55	2.66%
< 45	0.01%

Sample Station #6

Note: Sample Station takes a reading every 5 minutes.

December 2015



Elk Grove Water District
System Pressure Monitoring

Projected Coordinate System:
NAD 83 State Plane CA II FIPS 0402
Source: EGWD GIS database
Created by: Travis Franklin
January 6, 2016



Projected Coordinate System:
 NAD 83 State Plane CA II FIPS 0402
 Source: EGWD GIS database
 Created by: Travis Franklin
 January 6, 2016

Elk Grove Water District

System Pressure Monitoring



Legend

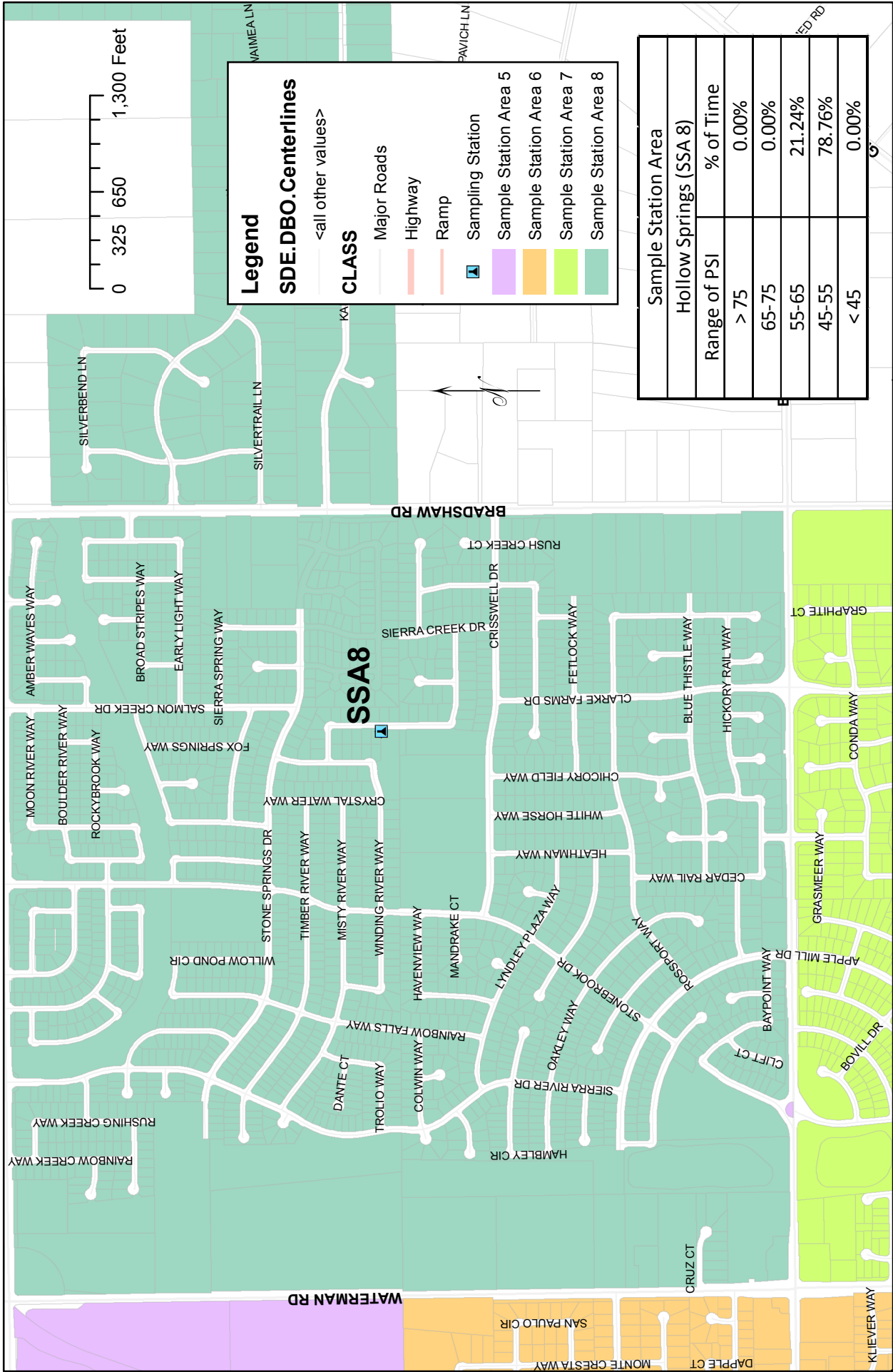
- Sampling Station
- Sample Station Area 6
- Sample Station Area 7
- Sample Station Area 8
- Sample Station Area 10

Sample Station Area	% of Time
Mainline (SSA 7)	
Range of PSI	
> 75	0.00%
65-75	1.78%
55-65	97.99%
45-55	0.23%
< 45	0.00%

Sample Station #7

Note: Sample Station takes a reading every 5 minutes.

December 2015



Legend

SDE.DBO.Centerlines
<all other values>

CLASS

- Major Roads
- Highway
- Ramp
- Sampling Station
- Sample Station Area 5
- Sample Station Area 6
- Sample Station Area 7
- Sample Station Area 8

Sample Station Area	
Hollow Springs (SSA 8)	
Range of PSI	% of Time
> 75	0.00%
65-75	0.00%
55-65	21.24%
45-55	78.76%
< 45	0.00%

Projected Coordinate System:
NAD 83 State Plane CA II FIPS 0402

Source: EGWD GIS database

Created by: Travis Franklin
January 6, 2016

Elk Grove Water District

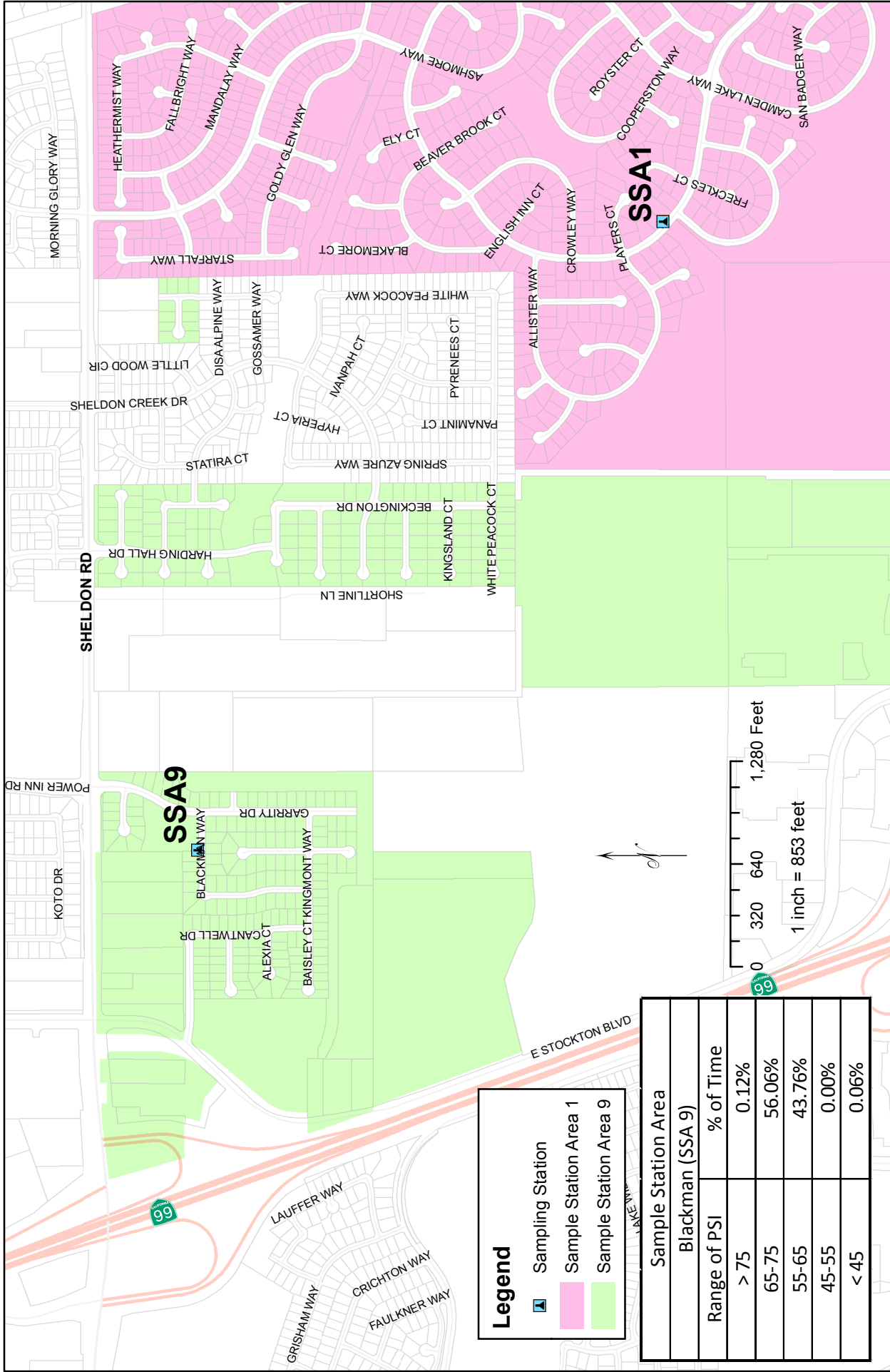
System Pressure Monitoring



Sample Station #8

Note: Sample Station takes a reading every 5 minutes.

December 2015



Legend

- Sampling Station
- Sample Station Area 1
- Sample Station Area 9

Sample Station Area	
Blackman (SSA 9)	
Range of PSI	% of Time
> 75	0.12%
65-75	56.06%
55-65	43.76%
45-55	0.00%
< 45	0.06%

Sample Station #9

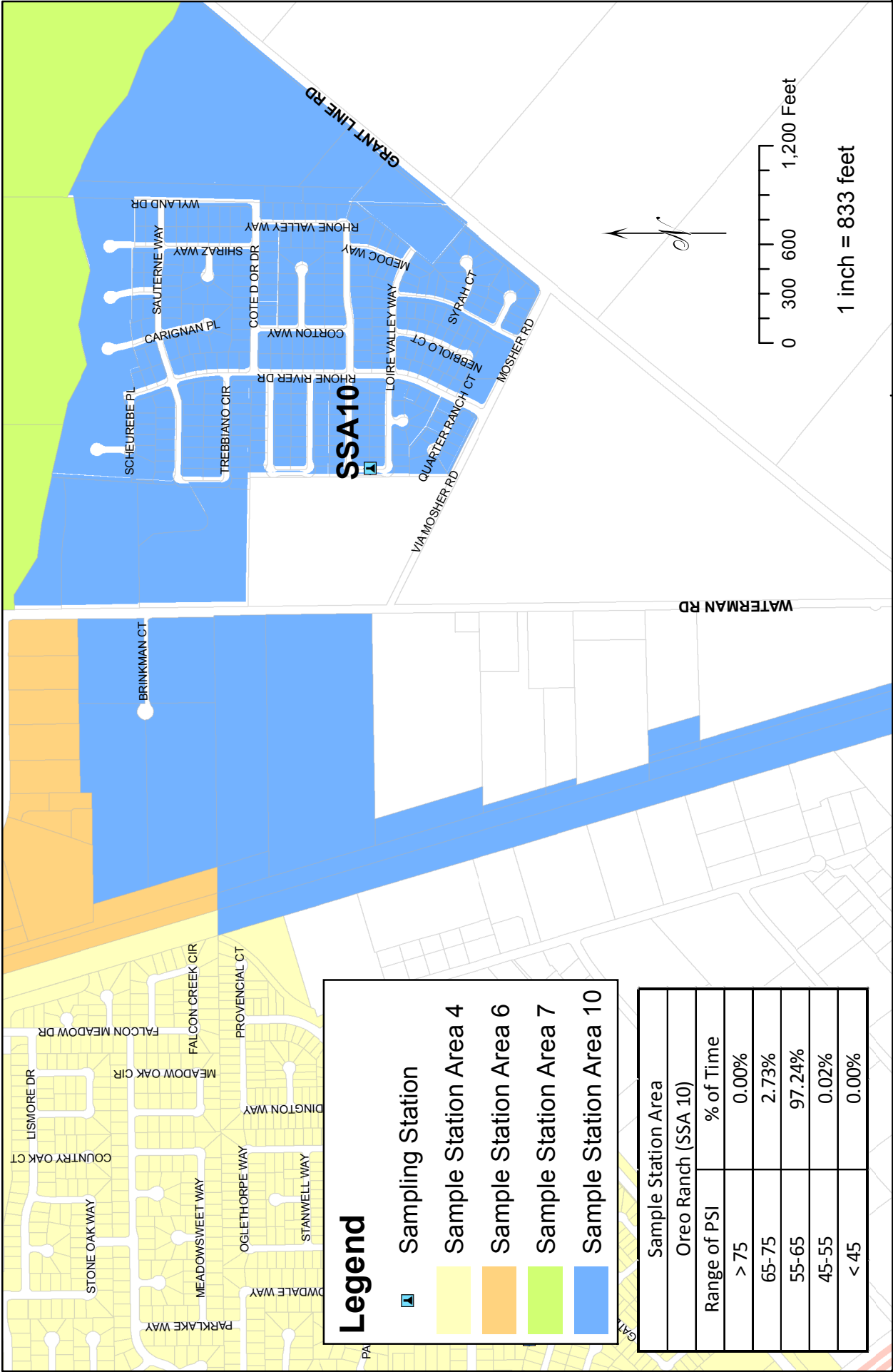
Note: Sample Station takes a reading every 5 minutes.

December 2015

Elk Grove Water District
System Pressure Monitoring



Projected coordinate system:
NAD 83 State Plane CA II FIPS 0402
Source: EGWD GIS database
Created by: Travis Franklin
January 6, 2016



Legend

- Sampling Station
- Sample Station Area 4
- Sample Station Area 6
- Sample Station Area 7
- Sample Station Area 10

Sample Station Area	Oreo Ranch (SSA 10)
Range of PSI	% of Time
> 75	0.00%
65-75	2.73%
55-65	97.24%
45-55	0.02%
< 45	0.00%



Elk Grove Water District
System Pressure Monitoring

Projected Coordinate System:
NAD 83 State Plane CA II FIPS 0402

Source: EGWD GIS database
Created by: Travis Franklin
January 6, 2016

Sample Station #10

Note: Sample Station takes a reading every 5 minutes.

December 2016

1 inch = 833 feet

January 27, 2016

TO: Chairman and Directors of the Florin Resource Conservation District
FROM: Chairman, FRCD Board of Directors
SUBJECT: **FLORIN RESOURCE CONSERVATION DISTRICT APPOINTMENT OF DIRECTORS TO COMMITTEES – 2016**

RECOMMENDATION

Appointment of directors by the Chair to the following Standing Committees: Finance, Conservation, Infrastructure, and Planning Committees

Summary

Annually, the Board appoints Directors to sit on the previously established standing Board committees.

By this action, the Board will appoint Directors to sit on the Conservation, Infrastructure, and Planning Committees of the Florin Resource Conservation District.

DISCUSSION

Background

The Florin Resource Conservation District Board By-Laws state that “the Chair may, following election in January, appoint Board members to Standing Committees of the District and Ad-hoc Committees as necessary. The committee appointments shall be ratified by a majority of the Board.”

Present Situation

Currently, the established standing Board committees are Finance, Conservation, Infrastructure, and Planning.

The Board committees are comprised of the following Board of Directors and Associate Directors:

Standing Committees:

Finance – FRCD/EDC/EGWD: All Board Members

Conservation Committee – FRCD: Tom Nelson

January 27, 2016

**FLORIN RESOURCE CONSERVATION DISTRICT APPOINTMENT OF DIRECTORS
TO COMMITTEES – 2016**

Page 2

Alternate:

**Elliot Mulberg
Jeanne Sabin
Mike Schmitz**

Infrastructure Committee – EGWD:

**Bob Gray
Tom Nelson
Davies Ononiwu**

Alternate:

Planning – FRCD/EDC/EGWD:

**Chuck Dawson
Jeanne Sabin
Elliot Mulberg**

Alternate:

FINANCIAL SUMMARY

There is no financial impact associated with this agenda item.

Respectfully submitted,



STEFANI PHILLIPS
FLORIN RESOURCE CONSERVATION BOARD SECRETARY

TO: Chairman and Directors of the Florin Resource Conservation District

FROM: Bruce M. Kamilos, Associate Civil Engineer

SUBJECT: **CONTRACT AMENDMENT TO TULLY & YOUNG TO EVALUATE CLIMATE CHANGE AS PART OF THE 2015 URBAN WATER MANAGEMENT PLAN**

RECOMMENDATION

It is recommended that the Board of Directors of the Florin Resource Conservation District/Elk Grove Water District (FRCD/EGWD) consider a motion to amend the professional services agreement with Tully & Young, in the amount \$5,000, to evaluate climate change as part of the 2015 Urban Water Management Plan.

Summary

FRCD/EGWD has contracted with Tully & Young to prepare the 2015 Urban Water Management Plan (UWMP). The professional services agreement FRCD/EGWD has executed with Tully & Young is for an amount not to exceed \$49,500. This contract amount does not include addressing the impacts of climate change on water supply and demand in the UWMP. Addressing climate change in the UWMP is an optional element and not a requirement. This action, if approved, would amend the contract by \$5,000 to include the evaluation of climate change as part of the UWMP, and would bring the contract total to \$54,500. This action is also required by the Board as the contract amount, including this amendment, would exceed the General Manager's spending authority.

DISCUSSION

Background

The Urban Water Management Planning Act (UWMP Act) requires urban water suppliers to report, describe, and evaluate water deliveries and uses, water supply sources, efficient water use, and demand management measures. The UWMP Act requires that each urban water supplier address these elements in a UWMP, and submit an updated UWMP to the Department of Water Resources (DWR) every five years.

Present Situation

The FRCD/EGWD currently has a professional services agreement in the amount of \$49,500 in place with consulting firm Tully & Young to update EGWD's UWMP. Tully &

CONTRACT AMENDMENT TO TULLY & YOUNG TO EVALUATE CLIMATE CHANGE AS PART OF THE 2015 URBAN WATER MANAGEMENT PLAN

Page 2

Young's contractual scope of work includes assessing and analyzing EGWD's water supply and demand in conformance with the requirements of the UWMP Act.

For the 2015 UWMP, addressing the impacts of climate change on water supply and demand is an optional requirement by DWR. The assessment of climate change in the UWMP is strictly at the discretion of the FRCD Board.

For an additional \$5,000, the contract can be amended to include the assessment of climate change in the UWMP bringing the contract total to \$54,500. Tully & Young's scope of work for the UWMP, and their addendum to address climate change, are provided as an attachment to this staff report.

STRATEGIC PLAN CONFORMITY

The FRCD/EGWD Strategic Plan identifies that UWMPs must be completed in order to be eligible for DWR grants. Updating the UWMP conforms to the strategic plan.

FINANCIAL SUMMARY

The additional financial impact associated with this item is \$5,000. With this amendment, the contract total would be \$54,500.

FRCD Policy No. 3, as adopted by Resolution 09.23.09.01, limits the General Manager's spending authority for consulting services to \$50,000. This amendment will exceed that limit and thus requires approval by the FRCD Board of Directors.

Respectfully Submitted,



BRUCE M. KAMILOS
ASSOCIATE CIVIL ENGINEER

BMK

Attachments



Tully & Young, Inc.
3600 American River Drive, Suite 260
Sacramento, CA 95864

MEMORANDUM

To: Mark Madison, Elk Grove Water District
Bruce Kamilos, Elk Grove Water District

Date: December 18, 2015

From: Greg Young
Gwyn-Mohr Tully

Subject: Scope of Work for preparing the 2015/16 Urban Water Management Plan

This memorandum presents a scope of work and budget for consideration by the Elk Grove Water District for preparation of its 2015/16 Urban Water Management Plan (UWMP). Questions or requested modifications to the scope can be directed to Greg Young at either 916-669-9356 or gyoung@tullyandyoung.com. We appreciate the opportunity to offer our services to Elk Grove Water District (EGWD).

The following describes the tasks that would be undertaken by Tully & Young to prepare an UWMP that is accepted as “complete” by the California Department of Water Resources. This scope of work also describes anticipated materials to be provided and effort to be undertaken by EGWD.

Scope of Work

Task 1 – Project Administration and Management

Tully & Young will provide project management, client communications, and other administrative functions as necessary to efficiently complete the project. Tully & Young will meet with EGWD staff to establish the project objectives, discuss approaches to critical elements of the UWMP process, and generally set the collaborative foundation that will support the project through to completion. Tully & Young will also facilitate meetings as necessary to advance the project. Tully & Young will perform standard contract and administrative functions to ensure the project is completed on time and on budget including maintaining progress schedules, preparing invoices, and providing budget oversight. All project management activities will be at the direction of EGWD.

Task 2 – Prepare Supply and Demand Analysis

This task is the heart of the UWMP analysis and documentation. The subtasks defined below outline the activities necessary to prepare and to provide EGWD with a 2015/16

UWMP compliant with California Water Code sections 10610 et seq. and recently adopted SB 1420 and AB 2067.

Task 2.1 – Assess Supply and Demand Assumptions in Relevant Water Planning Document

This task provides important underpinnings and evaluation of the potential variety of assumptions presented in other EGWD documents including EGWD’s 2010 UWMP, and other relevant water and land-use planning documents, such as the City of Elk Grove’s General Plan. Tully & Young will work with EGWD Staff to gather and review existing documents to align all assumptions to assure consistency across relevant EGWD documents and to inform the demand forecasting that forms the foundation of a water availability analysis.

Task 2.2 – Develop Demand Analysis and Characterization (Existing and Future)

This subtask has two primary components: (1) a comprehensive evaluation of existing demand characteristics by land classifications, and (2) forecasting future demand conditions based upon available land use information, relevant existing and anticipated per-unit water demand factors, and other relevant water use drivers.

As part of the cooperative approach for developing the UWMP, the EGWD staff will undertake the first component, based upon input and guidance from Tully & Young. For purposes of estimating budgets, Tully & Young assumes EGWD will analyze its water use data to establish existing per-unit demand factors and distribute that overall current water use across a known set of land classifications. Tully & Young will provide a template Excel table for this step and will coordinate closely with EGWD to assure the necessary information is being developed in a manner most useful to the forecasting effort. The CA Department of Water Resources UWMP Guidebook, namely Appendix K, is a key reference document for this data analysis step.

Once a reasonable representation of “current” conditions has been established, Tully & Young will undertake the second component: demand forecasting. This step will involve refining long-term unit water demand factors as appropriate based on regulatory drivers for long-term water conservation and establishing appropriate demand factors for future new construction. Demand will be forecast for the required reporting time steps out to 2040 using relevant land use planning data. Where appropriate to assist with anticipated near-term land-use activities, specific development projects may be individually identified as part of the land-use and demand forecasting.

As part of the evaluation of historic demands and the projection of future demands, Tully & Young will develop SB x7 7 compliance reporting that facilitates the EGWD’s ability to optimally meet 2020 reduction targets. This will include briefly revisiting previously established 2020 water use targets, preparing 2015 gpcd reporting, developing “compliance daily per capita water use” using allowable adjustments for economic and

weather normalization, and providing additional analysis to adjust 2015 water use for temporary demand reduction mandates related to current drought conditions (not required for reporting, but valuable for EGWD understanding of water use trends).

Task 2.3 – Update Demand Management Measures and Conservation Opportunities

Under this task Tully & Young will work with EGWD’s Staff to incorporate recent updates submitted to the CUWCC as part of required bi-annual reporting for CUWCC members. Information will be summarized and, as may be necessary, separately developed, to demonstrate compliance with SB 1420 and AB 2067, which modified the organization and reporting of DMMs. Tully & Young will also assist EGWD Staff in examining water conservation opportunities and how such opportunities help to meet current and future demands. EGWD staff will be responsible for all CUWCC compliance materials.

Task 2.4 – Supply Analysis and Characterization

Tully & Young will review the status and representation of EGWD’s water supply assets in other relevant documents and update information accordingly for the 2015/16 UWMP. The review and update will include discussions with EGWD Staff about potential changed conditions, additional supply sources, characterization of agreements, and analysis of impacts to all supplies from recent hydrologic and regulatory events. Particular emphasis will be placed on dry year water management efforts and practical issues associated with supply reliability that may have been discovered when managing supplies during the current drought.

Task 2.5 – Supply and Demand Integration

As the primary conclusion of the UWMP, the integration of supply and demand over the required reporting time steps and for normal, single-dry and multiple dry years will help document EGWD’s water management philosophy. To complete this task, Tully & Young will use the demand characterization in subtask 2.2 and compare it to the supply portfolio developed in subtask 2.4.

Based on initial integration results, Tully & Young will consult with EGWD to define how potential shortage or surplus conditions will be discussed and/or resolved, such as determining any need for temporary replacement water to maintain desired levels of service under shortage conditions or possibly marketing water under certain surplus conditions (to the extent such opportunities may exist). The role of the Urban Water Shortage Contingency Plan (WSCP) will also need to be evaluated to establish the level of mandated customer conservation EGWD will require to balance supplies and demands under particular hydrologic or regulatory conditions (update of the WSCP is discussed in the following task).

Task 2.6 – Update Urban Water Shortage Contingency Plan

Tully & Young will assess EGWD’s current urban WSCP based upon EGWD’s existing dry year planning efforts and ordinances. Such analysis will consider the effectiveness of EGWD’s dry year ordinance, the baseline assumptions in EGWD’s water assets, as well as the additional planning components necessary to conserve water during hydrologic or regulatory droughts.

Tully & Young will also provide the EGWD with proposed updates to the existing contingency plan. Such updates will include the rationale for suggested modifications as well as proposed language to update policies and/or ordinances. Tully & Young will work with EGWD staff to implement the suggested changes. Necessary updates will be incorporated into the 2015 UMWP to reflect the impact of the WSCP on dry-year supply and demand circumstances.

Task 2.7 – Update and Develop Other Required Reporting Elements

As required under Water Code §10610 et seq., Tully & Young will prepare documentation to meet all other statutorily required reporting elements for a compliant UWMP. These include, but are not limited to, an analysis of water recycling opportunities, an analysis of system losses, a discussion of water quality considerations, and a discussion of water transfer needs or opportunities. Additionally, Tully & Young will appropriately incorporate the EGWD’s current emergency response plan into the 2015 UWMP, reflecting any necessary changes since the 2010 UWMP and 2015 WMP.

Task 3 – Prepare UWMP

The prior tasks generate the foundational materials for the UWMP. Under this task, Tully & Young will prepare an UWMP to meet all legal requirements under the Urban Water Management Planning Act as well as the updates provided in SB 1420. The UWMP will be completed in a manner that provides utility for future SB 610 WSAs, SB 221 WSVs, infill projects, and the 2020-21 UWMP update, as may become necessary in the future.

Task 3.1 – Prepare Administrative Draft UWMP

Tully & Young will prepare the first draft of the 2015 UMWP to reflect data and analysis collected and performed under the previous tasks. This draft is intended for EGWD’s internal review and comment. Under this task, Tully & Young will provide an electronic version of the document to EGWD before public review and distribution to neighboring agencies. Tully & Young will work with EGWD staff to review comments and discuss any necessary revisions to approaches and representations of data and conclusions. In addition, the Administrative Draft will be used to solicit initial (informal) comments from the City of Elk Grove, DWR (if staff is available), and other identified parties (as directed by EGWD). The option for a revised administrative draft is included in the schedule to incorporate any additional EGWD review comments as well as comments from DWR.

Task 3.2 – Prepare Public Review Draft UWMP

Tully & Young will provide EGWD, regional agencies, and members of the public with a Public Review Draft UWMP before developing the final UWMP. The Public Draft version will incorporate EGWD review comments and will to be used to meet public distribution and notification requirements under the Urban Water Management Planning Act. The final Public Review Draft will be presented to the EGWD Board for final comment and tentative acceptance.

Tully & Young will assist EGWD to solicit public review comments during the formal public hearing (to potentially be held in the late Spring of 2016) and through the public review period required by the UWMP statutes. Tully & Young will coordinate with the EGWD for its noticing of the public hearing. These notices shall consist of dates, times, and agendas for the public hearing.

Tully & Young will prepare for and attend the Public Hearing for adoption of the UWMP. The hearing will require preparing a PowerPoint presentation that follows the main points of the UWMP and articulates the findings and conclusions.

Tully & Young will prepare eight hard copies of the Public Draft UWMP for the EGWD and one electronic PDF copy.

Task 3.3 – Prepare Final UWMP

Under this subtask, Tully & Young will format the final approved 2015 UMWP, including a copy of the adopting resolution. The text and tables for the final report will reflect any additional changes from the EGWD Board. The Final UWMP will be submitted to DWR as required prior to July 1, 2016.

Ten bound hardcopies, stamped final and dated, and one each Word and PDF electronic file of the UWMP will be provided.

Task 3.4 – DWR Acceptance and Electronic Submittal

DWR requires all purveyors to electronically input particular UWMP data into standardized tables available on DWR's website to facilitate DWR's subsequent analysis and reporting. Under this task, Tully & Young will enter all the necessary data into the on-line tool and make other necessary submissions of the UWMP.

Tully & Young will also coordinate with DWR on behalf of EGWD to assure the submitted UWMP is determined to be complete and is certified as such by DWR. In the event DWR requires any modifications, Tully & Young will work with EGWD to address any concerns to ultimately obtain approval.

Schedule and Budget

Tully & Young, Inc. will complete a draft 2015/16 UWMP by June 1, 2016. The draft UWMP will be the foundation for EGWD's Board Hearing to adopt the UWMP.

The tasks described above will be completed based on time and materials basis using the rates shown below. Based on adequately available data, timely input and review from the EGWD as necessary, the budget to complete 2015/16 UWMP is anticipated to not exceed \$49,500.

The table below provides an estimated budget based on our current understanding of the available data, project intent, and projected staff time necessary to complete this effort. Actual allocation of the hours for each of the tasks may vary as the project progresses and the relevant information is better understood.

<u>Hourly Staff Rates (Tully & Young, Inc.)</u>	
Principal	\$215
Senior Resource Planner	\$175
Resource Planner	\$150
Administrative Assistant	\$75

Reimbursable Expenses

Mileage	\$0.56/mile (or current IRS rate)
Other Expenses (parking, copies, etc.)	Actual Cost

Tully & Young, Inc. does not include additional charges for computer or telephone services associated with completion of this scope.

Cost Proposal for 2015 UWMP	Principal	Senior Resource Planner	Resource Planner	Admin. Assistant	
	\$215	\$175	\$150	\$75	
2015-16 Rates (\$/hr)					
Task 1 - Project Admin and Management	2	-	-	4	6
Subtotal (hours)	2	0	0	4	6
Subtotal (budget)	\$430	\$0	\$0	\$300	\$730
Task 2 - Supply and Demand Analysis					
2.1 Review and Assess Supply/Demand Assumptions	10	-	10	-	20
2.2 Demand Analysis and Characterization	8	-	28	-	36
2.3 Update DMMS	1	-	10	-	11
2.4 Supply Analysis and Characterization	20	-	4	-	24
2.5 Supply and Demand Integration	8	-	10	-	18
2.6 Update WSCP	24	-	6	-	30
2.7 Update and Develop other Reporting Elements	5	-	5	-	10
Subtotal (hours)	76	0	73	0	149
Subtotal (budget)	\$16,340	\$0	\$10,950	\$0	\$27,290
Task 3 - UWMP Preparation					
3.1 Prepare Admin Draft Report	20	10	35	-	65
3.2 Prepare Public Draft	10	5	20	4	39
3.3 Prepare Final UWMP	5	5	0	4	14
3.4 DWR Acceptance and Electronic Submittal	2	-	3	3	8
Subtotal (hours)	37	20	58	11	126
Subtotal (budget)	\$7,955	\$3,500	\$8,700	\$825	\$20,980
Total (hours)	115	20	131	15	281
Total Labor (budget)	\$24,725	\$3,500	\$19,650	\$1,125	\$49,000
					Travel and Document Expenses
					\$500
					Total Project (budget)
					\$49,500



Tully & Young
Comprehensive Water Planning

Tully & Young, Inc.
3600 American River Drive, Suite 260
Sacramento, CA 95864

MEMORANDUM

To: Bruce Kamilos, Elk Grove Water District
Date: January 20, 2016
From: Greg Young
Subject: Addendum 1 to UWMP Scope of Work

This memorandum presents an addendum to the current scope of work and budget for preparation of the District's 2015/16 UWMP. The following describes the additional task and associated budget, as requested by the District.

Addendum 1 to Scope of Work

Task 2.8 – Prepare Climate Change Vulnerability Assessment

As recommended in the DWR UWMP Guidebook, Tully & Young will complete the Climate Change Vulnerability Assessment (Assessment) as detailed in the Guidebook's Appendix I. As part of this effort, Tully & Young will work directly with District staff to work through the Assessment. After completing the Assessment, Tully & Young will prepare a summary for inclusion in the UWMP, with the Assessment intended as an attachment. Among other aspects, the summary will address potential changes in demand for landscape water supplies, as well as changes in groundwater elevations that may come from changing hydrologic conditions, and what affect those changes may have on the District's water supply reliability conditions.

Schedule and Budget

The added task described above will be completed based on time and materials basis using the rates in the current contract. Based on adequately available data, timely input and review from the District as necessary, this addendum increases the budget by \$5,000, for an amended total not-to-exceed budget of \$54,500.

January 27, 2016

TO: Chairman and Directors of the Florin Resource Conservation District

FROM: Mark J. Madison, General Manager

SUBJECT: **SUSTAINABLE GROUNDWATER MANAGEMENT ACT QUARTERLY UPDATE**

RECOMMENDATION

This item is presented for information only. There is no action requested of the Board of Directors at this time.

Summary

The Florin Resource Conservation District Board of Directors requested quarterly updates on developments related to the Sustainable Groundwater Management Act. This item is presented to the Board of Directors for the purpose of keeping the Board up to date on key milestones and activities related to SGMA.

DISCUSSION

Background

The Sustainable Groundwater Management Act (SGMA) requires groundwater basins to be sustainability managed. SGMA directs local authorities to form Groundwater Sustainability Agencies (GSAs) by June 30, 2017, and develop and implement Groundwater Sustainability Plans (GSPs) by January 31, 2022.

The Sacramento Central Groundwater Authority (SCGA), since 2007, has served as the primary groundwater management agency responsible for ensuring a sustainable groundwater supply in the basin FRCD overlies. This basin is known as sub-basin 5-21.65. SCGA is well suited to become the GSA and develop a GSP for the basin.

SUSTAINABLE GROUNDWATER MANAGEMENT ACT QUARTERLY UPDATE

Page 2

Present Situation

The FRCD/EGWD actively participates in SCGA with Vice Chairman Tom Nelson presiding on the SCGA Board. General Manager Mark Madison and Associate Civil Engineer Bruce Kamilos regularly attend and participate in the SCGA board meetings along with Mr. Nelson.

The following are key actions the SCGA has taken relative to SGMA. The items are listed in reverse, chronological order so that the most current key actions are listed on top. Items listed under the horizontal line are key actions reported in previous quarterly updates. These items have been left on the list for reference.

- At the SCGA board meeting on January 13, 2016, the board:
 - Agreed to formally submit a Notice of GSA Formation if a competing local agency files for GSA formation within the SCGA jurisdictional boundaries.
 - Directed SCGA staff to consult with the Department of Water Resources (DWR) regarding the feasibility of an alternative approach to SGMA compliance.
- At the SGMA Subcommittee meeting on December 22, 2015, the subcommittee discussed revisions to the funding structure for agencies serving on the SCGA board. In general, it was proposed that the funding amounts would go up to support more activities required by SGMA. The proposed funding structure is a work-in-progress.
- At the SGMA Subcommittee meeting on December 16, 2015, the subcommittee discussed the pros and cons of revising the Joint Powers Agreement (JPA) for the SCGA. FRCD suggested that the JPA be revised to include agencies other than cities and the county as signatories to the JPA. Presently, the signatories of the JPA are the City of Sacramento, City of Rancho Cordova, City of Folsom, City of Elk Grove and County of Sacramento, all which share in common police powers. The FRCD proposed revising the JPA on the basis of common powers defined in SGMA.
- On November 10, 2015 at the regular Sacramento County Board of Supervisors meeting, the Sacramento County Water Agency (SCWA) submitted to the Board of Supervisors a resolution defining the following proposed groundwater principles:
 - The County endorses the establishment of a single GSA within any portion of a sub-basin located within Sacramento County as the most efficient governance structure to manage resources, coordinate with affected Land Use Agencies and be accountable for all aspects of SGMA compliance.

SUSTAINABLE GROUNDWATER MANAGEMENT ACT QUARTERLY UPDATE

Page 3

- The County desires to be a full member of any GSA formed within the County.
- The County supports maintaining the existing groundwater sub-basin boundaries as established by Bulletin 118.

The Board of Supervisors chose not to act on the resolution and carried it over to the March 8, 2016 board meeting for further discussion. It is noteworthy that the County's proposed endorsement of the establishment of a single GSA within any portion of the sub-basin located within Sacramento County contradicts what SCGA agreed to at SCGA's September 9, 2015 board meeting (see bullet item below).

-
- At the SGMA Subcommittee meeting on October 16, 2015, the subcommittee:
 - Discussed the governance structure that should be used to form a GSA. The subcommittee agreed that a joint powers authority (JPA) is the best governance structure to use for a GSA. However, instead of amending the existing JPA currently in place for SCGA, the subcommittee agreed to review in detail changes that would make the JPA more applicable to a GSA as dictated by SGMA.
 - Passed a motion to bring to the SCGA Board a recommendation to formally file a letter of protest with DWR should OHWD file for a basin boundary change.
 - At the SCGA board meeting on September 9, 2015, SCGA passed a motion agreeing to Omochumne-Hartnell Water District's (OHWD's) request to separately form a GSA for the portion of sub-basin 5-21.65 that underlies OHWD.
 - At the SCGA board meeting on July 8, 2015, SCGA passed a motion to establish a subcommittee (SGMA Subcommittee) to assist in the process of establishing SCGA as the GSA for sub-basin 5-21.65. Mr. Nelson serves on the SGMA Subcommittee, and Mark Madison and Bruce Kamilos actively participate in the subcommittee meetings as well.
 - At the SCGA board meeting on May 13, 2015, SCGA passed a motion that directed SCGA staff to proceed with a process that would lead to the designation of the SCGA as the GSA for sub-basin 5-21.65.

SUSTAINABLE GROUNDWATER MANAGEMENT ACT QUARTERLY UPDATE

Page 4

STRATEGIC PLAN CONFORMITY

The mission statements of FRCD and EGWD as provided in the Strategic Plan commit to providing leadership and stewardship in managing natural resources. The active participation of FRCD/EGWD in the SGMA process conforms to this mission.

FINANCIAL SUMMARY

There is no direct financial impact associated with this item at this time.

Respectfully Submitted,



MARK J. MADISON
GENERAL MANAGER

MJM/bmk

January 27, 2016

TO: Chairman and Directors of the Florin Resource Conservation District
FROM: Jim Malberg, Finance Manager/Treasurer
SUBJECT: **ELK GROVE WATER DISTRICT FISCAL YEAR 2015-16 QUARTERLY OPERATING BUDGET STATUS REPORT**

RECOMMENDATION

This item is presented for discussion purposes only. No action is requested of the Board at this time.

Summary

Staff is presenting the quarterly budget status report for the second quarter of Fiscal Year 2015-16. This report is to keep the Board and the public informed on the financial status of the Elk Grove Water District.

DISCUSSION

Background

On June 24, 2015, the Board approved the Fiscal Year (FY) 2015-16 Elk Grove Water District (EGWD) Budget. The adopted FY 2015-16 EGWD Budget has total revenues of approximately \$13.386 million and total expenditures of approximately \$13.461 million, including deposits into the Repair and Replacement and Long-Term Capital Improvement Reserves of approximately \$1.550 million. In addition, the projected expenditures in excess of revenues are approximately \$74,671. Excess operating reserves realized in FY 2014-15, in the same amount, will be used to structurally balance the FY 2015-16 Budget.

Present Situation

The following is a summary of the EGWD's financial status as of December 31, 2015:

ELK GROVE WATER DISTRICT FISCAL YEAR 2015-16 QUARTERLY OPERATING BUDGET STATUS REPORT

Page 2

Elk Grove Water District Revenues and Expenses Actual to Budget December 31, 2015				
	General Ledger Reference	YTD Activity	Annual Budget	% Realized
Revenues	4100 - 4900	\$6,782,646	\$13,385,949	50.67%
Salaries & Benefits ⁽¹⁾	5100 - 5280	\$1,646,714	\$3,090,937	53.28%
Seminars, Conventions and Travel	5300 - 5350	\$15,209	\$44,150	34.45%
Office & Operational	5410 - 5494	\$400,084	\$993,202	40.28%
Purchased Water ⁽²⁾	5495 - 5495	\$1,331,622	\$2,891,709	46.05%
Outside Services	5505 - 5580	\$288,076	\$811,983	35.48%
Equipment Rent, Taxes, Utilities	5620 - 5760	\$151,227	\$443,400	34.11%
Total Operational Expenses		\$3,832,933	\$8,275,381	46.32%
Net Operations		\$2,949,714		
Non-Operating Activity				
Capital Equipment & Expenditures	1705 - 1760	775,000	1,550,000	50.00%
Bond Interest Accrued	7300 - 7300	1,112,620	2,225,240	50.00%
Interest Earned	9910 - 9910	5,334	20,000	26.67%
Other Income	9920 - 9973	49,577	0	
Revenues in Excess of Expenditures (Net Revenues)		1,117,005		
Capital Expenses				
Capital Improvements		452,386		
Capital Replacements		215,825		
Equipment		62,255		
Bond Retirement: \$1,430,000		715,000		
Total Capital And Debt Retirement Expenditures		1,445,466		
Net Position after Capital and Debt Retirement Expenditures		(328,461)		

ELK GROVE WATER DISTRICT FISCAL YEAR 2015-16 QUARTERLY OPERATING BUDGET STATUS REPORT

Page 3

The revenues collected during the second quarter of the fiscal year total \$6,782,646 which is 50.7% of the \$13,385,949 annual budget. The revenues are \$362,920 or 5.1% below the same quarter of the prior year. This reduction is due to continued water conservation which was anticipated by staff in preparing the FY 2015-16 Operating Budget. We will continue to closely monitor revenues throughout the year.

Total Operational Expenses were \$3,832,933 through December and 46.3% of the annual budget. The actual expenses were \$467,088 or 10.9% below the same period of the prior fiscal year as follows.

The mid-year personnel expenditures total \$1,646,714 which is 53.3% of the \$3,090,938 annual budget. The actual expenses were \$38,234 or 2.4% above the same period of the prior fiscal year. Please note that Staff has transferred \$137,129 of the personnel costs to capital projects. The FY 2015-16 budget has total transfers of \$509,238 of personnel costs to be transferred to the CIP.

The Seminars, Conventions and Travel expenditures total \$15,209 and this is 35.4% of the annual budget of \$44,150. The actual expenses were \$280 or 1.9% above the same period of the prior fiscal year.

The Office and Operational expenditures total \$400,084 and are at 40.3% of the annual budget of \$993,202. The actual expenses were \$153,462 or 27.7% below the same period of the prior fiscal year. The main expenditures driving the reduction of costs are Repairs & Maintenance of Equipment and Materials. It should be noted that materials that are purchased for capital projects are now directly charged to the project.

Purchased Water costs total \$1,331,622 and are at 46.1% of the annual budget of \$2,891,709. The actual expenses were \$123,432 or 8.5% below the same period of the prior fiscal year. There continue to be savings in purchased water cost because the District has not had to purchase supplemental water from the Sacramento County Water Agency (SCWA).

The Outside Services expenditures total \$288,076 through December and 35.5% of the annual budget of \$811,983. The actual expenses were \$181,628 or 38.7% below the same period of the prior fiscal year. The expenditures for Engineering, Legal and Financial Consultant services have decreased significantly. Legal Services have been reduced from the prior fiscal year, however, invoices have only been processed through November at the time of this report.

ELK GROVE WATER DISTRICT FISCAL YEAR 2015-16 QUARTERLY OPERATING BUDGET STATUS REPORT

Page 4

The Equipment Rent, Taxes and Utilities expenditures total \$151,227 through December and are at 34.1% of the annual budget of \$443,400. The actual expenses were \$47,131 or 23.8% below the same period of the prior fiscal year. The major expenditure in this category is the Electricity costs of \$134,815 which is \$38,974 below the same period of the prior fiscal year.

Overall, the EGWD realized operating revenues in excess of operating expenditures in the amount of \$2,949,714 through December. This is consistent with the approved FY 2015-16 Operating Budget as well same period of the prior fiscal year.

The District had expenditures of \$730,466 for capital projects as follows:

- Capital Improvements \$ 514,641
- Capital Replacements \$ 215,825

The capital expenditures are detailed in the Quarterly Capital Reserve Report.

The District continued to implement the planned revenue adjustments as detailed in the water rate study that was adopted in April 2013 with the rate recommendations adopted in June 2013. The water rate model will be updated in February and revisited again in May as we get closer to the final stages of the preparation of the FY 2016-17 Operating and Capital Improvement Budgets.

STRATEGIC PLAN CONFORMITY

This item conforms to the FRCD/EGWD's 2012-2017 Strategic Plan. Adoption and management of the annual EGWD budget is specifically identified as a goal in the financial stability challenge section of the Strategic Plan.

FINANCIAL SUMMARY

This report is provided to the Board for information only. There is no financial impact associated with this item at this time. Staff has attached a copy of the December 31, 2015 Quarterly Budget Review for the first quarter. The Quarterly Budget Review includes the line item detail for the expenditure categories for the quarter-to-date for FY 2015-16, as well as the detail for last year's quarter-to-date.

January 27, 2016

**ELK GROVE WATER DISTRICT FISCAL YEAR 2015-16 QUARTERLY OPERATING
BUDGET STATUS REPORT**

Page 5

Respectfully submitted,



JIM MALBERG
FINANCE MANAGER/TREASURER

Attachments

**ELK GROVE WATER DISTRICT
 QUARTERLY BUDGET REVIEW
 THROUGH DECEMBER 31, 2015
 FISCAL YEAR 2015-16**

<u>Account Description</u>	FY 2015-16 Budget	Y-T-D 12/31/2015	50.00% Percentage	Y-T-D 12/31/2014	Change from prior year
4100 Water Payment Revenues - Residential	\$11,461,456	5,779,072	50.42%	\$ 6,063,313	\$ (284,241)
4110 Water Payment Revenues - Commercial	1,528,307	818,931	53.58%	907,552	(88,621)
4120 Water Payment Revenues - Fire Service	126,686	63,892	50.43%	62,400	1,492
4200 Meter Fees/Plan Check/Water Capacity	26,000	14,295	54.98%	20,682	(6,387)
4201 Backflow Installation	75,000	35,514	47.35%	36,459	(945)
4520 Door Hanger Fees	130,000	47,950	36.88%	66,000	(18,050)
4540 New account Fees	25,000	12,540	50.16%	15,990	(3,450)
4550 NSF Fees	3,000	1,295	43.17%	1,680	(385)
4570 Shut-off Fees	64,000	16,600	25.94%	31,650	(15,050)
4590 Credit Card Fees	6,500	3,740	57.54%	3,330	410
4900 Customer Refunds	(60,000)	(11,183)	18.64%	(63,490)	52,307
TOTAL GROSS REVENUES	\$ 13,385,949	\$ 6,782,646	50.67%	\$ 7,145,566	\$ (362,920)

**ELK GROVE WATER DISTRICT
 QUARTERLY BUDGET REVIEW
 THROUGH DECEMBER 31, 2015
 FISCAL YEAR 2015-16**

Account Description	FY 2015-16 Budget	Y-T-D 12/31/2015	50.00% Percentage	Y-T-D 12/31/2014	Change from prior year
Salaries & Benefits					
5100 Executive Salary	140,194	72,674	51.84%	69,556	3,118
5110 Exempt Salaries	471,721	254,863	54.03%	228,237	26,626
5120 Non-Exempt Salaries	1,302,819	646,237	49.60%	653,801	(7,564)
5130 Overtime Compensation	57,800	25,544	44.19%	27,231	(1,687)
5140 On Call Pay	18,250	9,100	49.86%	9,050	50
5150 Holiday Pay	114,577	54,354	47.44%	41,187	13,167
5160 Vacation Pay	118,617	58,497	49.32%	54,936	3,561
5170 Personal Time Pay	91,662	42,242	46.08%	44,048	(1,806)
5180 Internship Program	-	-		-	-
5200 Medical Benefits	622,871	293,089	47.05%	208,496	84,593
5195 EAP	880	440	50.03%	324	116
5210 Dental/Vision/Life Insurance	57,837	28,477	49.24%	21,421	7,056
5220 Retirement Benefits	297,548	149,042	50.09%	143,512	5,530
5225 Retirement Benefits - Post Employment	100,000	12,099	12.10%	12,504	(405)
5230 Medical Tax, Social Security and SUI	56,763	18,192	32.05%	17,700	492
5240 Worker's Compensation Insurance	98,014	109,057	111.27%	64,544	44,513
5250 Education Assistance	18,000	3,910	21.72%	1,518	2,392
5260 Employee Training	28,203	5,014	17.78%	9,009	(3,995)
5270 Employee Recognition	2,920	968	33.15%	1,306	(338)
5280 Meetings	1,500	44	2.96%	50	(6)
Less Capitalized Expenditures	(509,238)	(137,129)	26.93%	-	(137,129)
Category Subtotal	3,090,938	1,646,714	53.28%	1,608,430	38,284

Account Description	FY 2015-16 Budget	Y-T-D 12/31/2015	50.00% Percentage	Y-T-D 12/31/2014	Change from prior year
Seminars, Conventions and Travel					
5300-20 Airfare	4,750	1,902	40.03%	1,951	(50)
5310-20 Hotels	11,050	2,258	20.44%	3,463	(1,205)
5320-20 Meals	5,210	2,116	40.62%	2,135	(19)
5330-20 Auto Rental	2,000	1,125	56.23%	138	987
5340-20 Seminars & Conferences	9,450	5,045	53.39%	4,285	760
5345-20 Seminars & Conferences - Board	5,200	0	0.00%	-	-
5350-20 Mileage Reimbursement, Parking, Tolls	1,690	364	21.55%	557	(193)
5375-20 Auto Allowance	4,800	2,400	50.00%	2,400	-
Category Subtotal	44,150	15,209	34.45%	14,929	280

**ELK GROVE WATER DISTRICT
 QUARTERLY BUDGET REVIEW
 THROUGH DECEMBER 31, 2015
 FISCAL YEAR 2015-16**

Account Description	FY 2015-16 Budget	Y-T-D 12/31/2015	50.00% Percentage	Y-T-D 12/31/2014	Change from prior year
Office & Operational					
5410 Advertising	6,200	3,580	57.75%	5,842	(2,262)
5415 Association Dues	72,170	63,655	88.20%	58,331	5,324
5420 Insurance	75,000	72,936	97.25%	76,462	(3,526)
5425 Licenses, Certifications, Fees	9,700	17,349	178.86%	3,421	13,928
5430 Repairs & Maintenance - Automotive	40,300	12,731	31.59%	14,670	(1,939)
5432 Repairs & Maintenance - Building	13,500	2,666	19.75%	6,621	(3,955)
5434 Repairs & Maintenance - Computers	24,800	8,118	32.74%	8,754	(636)
5435 Repairs & Maintenance - Equipment	108,000	15,470	14.32%	42,111	(26,641)
5438 Fuel	63,600	16,472	25.90%	25,050	(8,578)
5440 Materials	206,000	37,195	18.06%	115,227	(78,032)
5445 Chemicals	12,000	8,728	72.73%	7,238	1,490
5450 Meter Repairs	9,000	3,698	41.09%	-	3,698
5453 Permits	39,620	5,207	13.14%	21,172	(15,965)
5455 Postage	59,300	25,718	43.37%	25,515	203
5460 Printing	15,400	992	6.44%	1,203	(211)
5465 Safety Equipment	11,950	2,508	20.99%	1,291	1,217
5470 Software Programs & Updates	108,744	55,365	50.91%	88,521	(33,156)
5475 Supplies	30,295	14,769	48.75%	11,230	3,539
5480 Telephone	29,505	16,368	55.47%	17,424	(1,056)
5485 Tools	5,329	3,734	70.07%	17,857	(14,123)
5490 Clothing Allowance	10,500	2,861	27.25%	1,755	1,106
5491 EGWD-Other Clothing	12,289	6,388	51.98%	3,851	2,537
5493 Water Conservation Materials	30,000	3,577	11.92%	-	3,577
Less Capitalized Expenditures				-	
Category Subtotal	993,202	400,084	40.28%	553,546	(153,462)
Account Description					
5495 Purchased Water	2,891,709	1,331,622	46.05%	1,455,054	(123,432)

**ELK GROVE WATER DISTRICT
 QUARTERLY BUDGET REVIEW
 THROUGH DECEMBER 31, 2015
 FISCAL YEAR 2015-16**

Account Description	FY 2015-16 Budget	Y-T-D 12/31/2015	50.00% Percentage	Y-T-D 12/31/2014	Change from prior year
Outside Services					
5505 Administration Services	6,000	448	7.47%	700	(252)
5510 Bank Charges	62,400	32,886	52.70%	30,200	2,686
5515 Billing Services	26,400	10,600	40.15%	11,096	(496)
5520 Contracted Services	248,836	139,973	56.25%	141,351	(1,378)
5523 Water Conservation Services	20,000	19,571	97.86%	-	19,571
5525 Accounting Services	35,000	20,418	58.34%	26,180	(5,762)
5530 Engineering	80,000	6,626	8.28%	59,532	(52,906)
5535 Legal Services	205,000	25,431	12.41%	71,335	(45,904)
5540 Financial Consultants	10,000	0	0.00%	64,073	(64,073)
5545 Community Relations	16,200	5,828	35.98%	10,341	(4,513)
5552 Misc. Medical	2,000	742	37.10%	842	(100)
5550 Pre-employment	10,000	543	5.43%	13,784	(13,242)
5555 Janitorial	6,500	3,090	47.54%	3,209	(119)
5560 Bond Administration	8,500	8,517	100.20%	6,917	1,600
5570 Security	26,500	3,754	14.17%	2,252	1,502
5575 Sampling	45,647	8,149	17.85%	26,392	(18,243)
5580 Board Secretary/Treasurer	3,000	1,500	50.00%	1,500	-
Category Subtotal	811,983	288,076	35.48%	469,704	(181,628)
Account Description	FY 2015-16 Budget	Y-T-D 12/31/2015	50.00% Percentage	Y-T-D 12/31/2014	Change from prior year
Equipment Rent, Taxes and Utilities					
5610 Occupancy	-	-		0	
5620 Equipment Rental	29,500	5,766	19.54%	8,083	(2,317)
5710 Property Taxes	4,700	1,328	28.26%	4,701	(3,373)
5720 Water	-	-	0.00%	-	-
5740 Electricity	379,000	134,815	35.57%	173,789	(38,974)
5750 Natural Gas	500	119	23.76%	102	17
5760 Sewer and Garbage	29,700	9,200	30.98%	11,683	(2,483)
Category Subtotal	443,400	151,227	34.11%	198,358	(47,131)
Total Operational Expenses	8,275,382	3,832,933	46.32%	4,300,021	(467,088)

January 27, 2016

TO: Chairman and Directors of the Florin Resource Conservation District
FROM: Jim Malberg, Finance Manager/Treasurer
SUBJECT: **ELK GROVE WATER DISTRICT FISCAL YEAR 2015-16 QUARTERLY CAPITAL RESERVE STATUS REPORT**

RECOMMENDATION

This item is presented for information only. No action by the Board is proposed at this time.

Summary

The total amount available for reserves at July 1, 2015 was \$11,500,000. Based on Board policy adopted August 22, 2012, the reserves are allocated first to the Operating Reserve (120 days of expenses), then to the Fiscal Year 2015-16 capital budget, followed by elections/special studies, with the balance allocated to future capital improvements and capital replacements in the ratio of 75:25, respectively.

Through December 31, 2015, the District spent \$730,466 on capital projects leaving a remaining total reserve balance at September 30, 2015 of \$10,769,534.

DISCUSSION

Background

On June 24, 2015, the Board approved the Fiscal Year (FY) 2015-16 Elk Grove Water District (EGWD) Capital Improvement Program (CIP) that included an appropriation of \$2,325,000 in unrestricted funds to the FY 2015-16 CIP reserve fund.

Present Situation

EGWD has appropriated Reserve Funds for FY 2015-16 as follows:

- Operations Reserves (120 days) \$ 4,462,000
- FY 2014/15 Capital Improvement Fund \$ 1,643,000
- FY 2014/15 Capital Replacement Fund \$ 682,000
- Elections and Special Studies \$ 120,000
- Future Capital Improvements \$ 3,444,750
- Future Capital Replacements \$ 1,148,250
- \$ 11,500,000

ELK GROVE WATER DISTRICT FISCAL YEAR 2015-16 QUARTERLY CAPITAL RESERVE STATUS REPORT

Page 2

EGWD expended \$730,466 for capital expenditures through December 31, 2015 as follows:

• Capital Improvement Fund		
○ Service Line Replacements	\$	46,054
○ Railroad Corridor Water Line	\$	45,215
○ Hampton WTP	\$	25,358
○ VFDS Booster Pumps	\$	14,724
○ SCADA Improvements	\$	54,025
○ Truck Replacements	\$	62,255
○ Admin Building Improvements	\$	24,483
○ RRWTF Modular IT Center	\$	1,459
○ RRWTF Parking Lot Improvements	\$	<u>241,068</u>
TOTAL	\$	514,641
• Capital Replacement Fund		
○ Hampton WTP	\$	26,527
○ Colton Ave./Orton St. Water Main	\$	<u>189,298</u>
TOTAL	\$	215,825

The EGWD remaining reserve fund balances as of December 31, 2015 are as follows:

• Operations Reserves (120 days)	\$	4,462,000
• FY 2015/16 Capital Improvement Fund	\$	1,128,359
• FY 2015/16 Capital Replacement Fund	\$	466,175
• Elections and Special Studies	\$	120,000
• Future Capital Improvements	\$	3,444,750
• Future Capital Replacements	\$	<u>1,148,250</u>
	\$	10,769,534

Strategic Plan Conformity

This item conforms to the FRCD/EGWD's 2012-2017 Strategic Plan. Adoption and management of the annual EGWD budget is specifically identified as a goal in the financial stability challenge section of the Strategic Plan.

January 27, 2016

**ELK GROVE WATER DISTRICT FISCAL YEAR 2015-16 QUARTERLY CAPITAL
RESERVE STATUS REPORT**

Page 3

FINANCIAL SUMMARY

There is no financial impact with this report.

Respectfully submitted,



JIM MALBERG
FINANCE MANAGER/TREASURER

Attachment

ELK GROVE WATER RESERVES
Fiscal Year 2015-16
As of December 31, 2015

Total Available <u>\$ 11,500,000</u> at 7/1/2015					
Operating Reserves	Capital Improvements	Capital Replacements	Elections/ Special Studies	Future Capital Improvements	Future Capital Replacements
Needed \$4,462,000 Available - Remaining \$ 4,462,000	Funded \$ 1,643,000 Expended \$ 514,641 Remaining \$ 1,128,359	Funded \$ 682,000 Expended \$ 215,825 Remaining \$ 466,175	Funded \$ 120,000 Expended \$ - Remaining \$ 120,000	0 \$ 3,444,750 Expended \$ - Remaining \$ 3,444,750	Funded \$ 1,148,250 Expended \$ - Remaining \$ 1,148,250

Capital Improvement Funds

Supply/Dist. Improvements	Treatment Plant Improvements	Building & Site Improvements	Unforeseen Capital Projects
Funded \$ 815,000 Expended \$ 91,269 Remaining \$ 723,731	Funded \$ 90,000 Expended \$ 94,107 Remaining \$ (4,107)	Funded \$ 638,000 Expended \$ 329,265 Remaining \$ 308,735	Funded \$ 100,000 Expended \$ - Remaining \$ 100,000

Capital Replacement Funds

Supply/Dist. Improvements	Treatment Plant Improvements	Building & Site Improvements	Unforeseen Capital Projects
Funded* \$ 532,000 Expended \$ 189,298 Remaining \$ 342,702	Funded \$ 50,000 Expended \$ 26,527 Remaining \$ 23,473	Funded \$ - Expended \$ - Remaining \$ -	Funded \$ 100,000 Expended \$ - Remaining \$ 100,000

January 27, 2016

TO: Chairman and Directors of the Florin Resource Conservation District
FROM: Ellen Carlson, Management Analyst
SUBJECT: **LEGISLATIVE UPDATE**

RECOMMENDATION

This item is presented for information only. No action by the Board is proposed at this time.

Summary

Legislators reconvened on January 4th and have introduced a few new bills which have been added to this report. Governor Brown submitted a proposed 2016-2017 budget on January 7, which contains \$323 million for drought response.

DISCUSSION

Background

The Board requests monthly updates of legislation items related to the District.

Present Situation

The Obama administration released a report, "Water Resource Challenges and Opportunities for Water Technology Innovation." In this report, experts estimate that U.S. water demand may rise as much as 34 percent from 2005 levels by 2060. The report also declares that a 33% reduction in water efficiency could reduce the Nation's annual CO₂ emissions by 290 million metric tons or 1.5%. March 22 will be the United Nation's World Water Day, and the Administration will invite representatives from throughout the water industry to the White House for discussion on water innovation.

Governor Brown proposed \$122.6 billion budget on January 7, 2016. The budget must be passed by June 15th. Included in the proposal is funding for projects to prevent salinity intrusion into the Delta, emergency drinking water programs and continuation of the

LEGISLATIVE UPDATE

Page 2

successful Save Our Water program, a cooperative water conservation effort between the California Department of Water Resources and the Association of California Water Agencies.

A summary of the proposed funding for emergency drought response is detailed in the chart below:

**Figure RES-01
Emergency Drought Response
(Dollars in Millions)**

<i>Investment Category</i>	<i>Department</i>	<i>Program</i>	<i>Amount</i>
Protecting Water Supplies	Department of Water Resources	Emergency Salinity Barriers in the Delta	\$42.0
	Department of Water Resources	Local Assistance for Small Communities	\$5.0
	Water Board	Water Curtailment	\$5.4
	Water Board	Emergency Drinking Water Projects	\$16.0
Water Conservation	Department of Water Resources	Urban Water Conservation & Save Our Water Campaign	\$15.0
	Energy Commission	Rebates for Appliances	\$30.0
	Energy Commission	Water and Energy Technology Program	\$30.0
	Department of Food and Agriculture	Agricultural Water Conservation	\$20.0
Emergency Response	Department of Forestry and Fire Protection	Enhanced Fire Protection	\$77.4
	Department of Water Resources	Drought Management and Response	\$12.0
	Department of Fish and Wildlife	Protection of Fish and Wildlife	\$17.7
	Department of Social Services	Drought Food Assistance	\$18.4
	Office of Emergency Services	California Disaster Assistance Act	\$22.7
	Office of Emergency Services	State Operations Center	\$4.0
	Department of Community Services and Development	Farmworker Assistance	\$7.5
Total			\$323.1

LEGISLATIVE UPDATE

Page 3

A new bill, SB814, would require water agencies, during declared state of drought emergency, to charge customers at least \$500 per 100 cubic feet of water above the excessive water use definition within a billing cycle. The excessive water use charge would apply to residential customers only. Urban retail water suppliers, such as EGWD, would be required to adopt a definition of excessive water use and amend their ordinances accordingly. Excessive water use will be defined through a consideration of criteria such as average daily use, number of full-time occupants in a household, amount of landscaped property and rate of evapotranspiration, as well as seasonal water changes. Nonpayment and appeal processes would also be required.

STRATEGIC PLAN CONFORMITY

Tracking active legislation complies with the District's Regulatory Compliance goals of the 2012-2017 Strategic Plan.

FINANCIAL SUMMARY

There is no direct financial impact associated with the legislative items at this time.

Respectfully submitted,



for ELLEN R. CARLSON
MANAGEMENT ANALYST

Attachments

Current Legislation

Federal Bills

Bill	HR 1814
Author (s)	Grijalva
Title	Permanently Reauthorize the Land and Water Conservation Fund
Introduced	4/15/2015
Summary	Amends the 1965 Land and Water Conservation Act permanently authorizing the Land and Water Conservation Fund, which expired at the end of September.
Status	4/30/2015 referred to House subcommittee on Water, Power and Oceans
Support	National Wildlife Refuge Association, Hispanic Federation, Sierra Club, National Military Family Association, Outdoor Industry Association and the Conservation Alliance
Opponents	

Bill	HR 2898
Author (s)	Valadao
Title	Western Water and American Food Security Act of 2015
Introduced	6/25/2015
Summary	Promotes water delivery to Central Valley farmers and supports financing of new dams, redirects water currently allocated for fish
Status	10/8/2015 hearing held in Energy and Natural Resources committee
Support	MoveOn.org, California Water Alliance, California Farm Bureau Federation
Opponents	US Department of the Interior, Congress members: Jerry McNerney, Mike Thompson, Doris Matsui and others, Sierra Club California, Friends of the River, Restore the Delta

Bill	HR 2983
Author (s)	Huffman
Title	Drought Relief and Resilience Act
Introduced	7/8/2015
Summary	Funds water recycling, storm water capture and cleanup of polluted groundwater, provides a tax credit to homeowners who install water saving devices
Status	8/18/2015 referred to House subcommittee on the Environment
Support	Clean Water Action, National Audubon Society, Natural Resources Defense Council
Opponents	

Bill	HR 2993
Author (s)	Matsui
Title	Water Recycling Acceleration Act of 2015
Introduced	7/9/2015
Summary	Authorizes funding for water recycling projects in areas experiencing extreme drought
Status	7/24/2015 Referred to House subcommittee on Water, Power and Oceans
Support	
Opponents	

Bill	HR 2997
Author (s)	Ross
Title	Private Investment in Housing Act of 2015
Introduced	7/9/2015
Summary	Directs Housing and Urban Development to establish a program for 12 years that establishes agreements for water and energy conservation projects in elderly, disabled multifamily housing units
Status	7/15/2015 Referred to Senate committee on Banking, Housing and Urban Affairs
Support	
Opponents	

Bill	HR 3045
Author (s)	McNerney
Title	California Water Recycling and Drought Relief Act
Introduced	7/13/2015
Summary	Authorizes 27 water recycling projects in California, mostly in the Bay Area or Fresno
Status	8/31/2015 Referred to House subcommittee on Water, Power and Oceans
Support	
Opponents	

Bill	HR 3143
Author (s)	McNerney
Title	Smart Energy and Water Efficiency Act of 2015
Introduced	7/21/2015
Summary	Creates a small number of grants to pilot energy efficient water, wastewater and water reuse system projects
Status	8/18/2015 Referred to House subcommittee on Energy
Support	
Opponents	

Bill	HR 4175
Author (s)	Crawford
Title	Groundwater Conservation Incentive Act of 2015
Introduced	12/3/2015
Summary	Amends Internal Revenue Code to allow a deduction for conservation expenditures to reduce groundwater consumption.
Status	12/3/2015 Referred to House committee on Ways and Means
Support	
Opponents	

Bill	S 1894
Author (s)	Feinstein and Boxer
Title	California Emergency Drought Relief Act of 2015
Introduced	7/29/2015
Summary	Allocates funding for fish protection and restoration projects, directs the Secretary of the Interior and the Secretary of Commerce to provide the maximum quantity of water available to Central Valley agriculture, provides assistance to drought-stricken communities, authorizes desalination projects, storage projects and water recycling and recharge projects. Also supports water project loans, WaterSMART funding and Bureau of Reclamation funding
Status	10/8/2015 hearing held in Energy and Natural Resources Committee
Support	
Opponents	

Bill	S.J. Res 22 (Senate Joint Resolution)
Author (s)	Ernst
Title	Congressional disapproval of the rule submitted by the Corps of Engineers and the Environmental Protection Agency relating to the definition of the "waters of the United States" under the Federal Water Pollution Control Act
Introduced	9/17/2015
Summary	Would overturn the current administration's regulation asserting its authority over streams and wetlands
Status	11/16/2015 Received in the House; held at desk
Support	
Opponents	

California Assembly

Bill	AB 21
Author (s)	Perea-Bonta
Title	California Global Warming Solutions Act of 2006
Introduced	12/1/2014
Summary	Requires the state board by January 2018 to recommend a target for statewide emissions reduction for 2030 Revised to a medical marijuana bill, will be removed from list
Status	1/5/2016 Read second time in Senate Appropriations
Support	
Opponents	

Bill	AB 309
Author (s)	Mathis
Title	Governor Edmund G. "Pat" Brown, Sr. Research Grant
Introduced	2/12/2015
Summary	Originally proposed as a greenhouse gas bill, the bill's subject has been amended to the establishment of a grant program to support research examining ways to expand California's water portfolio.
Status	1/4/2016 Re-referred to committee on Water, Parks, and Wildlife
Support	
Opponents	

Bill	AB 453
Author (s)	Bigelow
Title	Groundwater Management
Introduced	2/23/2015
Summary	Authorizes the expenditure of moneys collected in the Water Rights Fund through fees imposed for the administration of the Sustainable Groundwater Management Act for the Sustainable Groundwater Management Act and certain groundwater reporting requirements.
Status	9/11/2015 failed deadline (2 year bill according to ACWA)
Support	ACWA, Valley Ag Water Coalition, Kings River Water Association, Regional Water Authority, Rural County Representative of California, California Citrus Mutual
Opponents	Center for Biological Diversity, Clean Water Action, Community Water Center

Bill	AB 581
Author (s)	Gomez
Title	Water Quality, Supply, and Infrastructure Improvement Act of 2014
Introduced	2/24/2015
Summary	Originally introduced as a bill on maintenance financing, the bill's subject was amended on January 4, 2016 to require certain recipients of bond funding to publicly post signage acknowledging the source of the funding.
Status	1/5/2016 Re-referred to committee on Water, Parks and Wildlife
Support	
Opponents	

Bill	AB 647
Author (s)	Eggman
Title	Beneficial use: diversion of water underground
Introduced	2/24/2015
Summary	Finds that the diversion of water underground constitutes a beneficial use of water for which an appropriation may be made
Status	7/17/2015 failed deadline (2 year bill according to ACWA)
Support	San Joaquin County Board of Supervisors, Stockton East Water District
Opponents	Metropolitan Water District of Southern California, Sierra Club, Center for Biological Diversity, Clean Water Action, Community Water Center, Natural Resources Defense Council, Leadership Counsel for Justice and Accountability

Bill	AB 723
Author (s)	Rendon
Title	Rental property: plumbing fixtures replacement
Introduced	2/25/2015
Summary	Requires rental or lease agreements for either a single family home or a multifamily residential property or a commercial property entered into or amended after July 1, 2016 or January 1, 2014 to include a written disclosure of the property owners requirement to replace all noncompliant plumbing fixtures with water conserving fixtures
Status	8/17/2015 failed deadline (2 year bill according to ACWA)
Support	ACWA, San Diego County Water Authority
Opponents	California Association of Realtors, California Southern Cities

Bill	AB 935
Author (s)	Salas
Title	Water Projects
Introduced	2/26/2015
Summary	Would require the Department of Water Resources to fund a project on the Friant-Kern Canal restoration project and a project for the Delta-Mendota Canal
Status	9/10/2015 ordered to inactive file
Support	California Citrus Mutual, Desert Water Agency
Opponents	

Bill	AB 937
Author (s)	Salas
Title	Groundwater planning: technical assistance to disadvantaged communities
Introduced	2/26/2015
Summary	Requires the Department of Water Resources to provide technical assistance to disadvantaged communities so that they may participate in groundwater planning
Status	8/28/2015 Failed deadline (2 year bill according to ACWA)
Support	ACWA
Opponents	Center for Biological Diversity, Clean Water Action, Community Water Center, Leadership Counsel for Justice and Accountability

Bill	AB 938
Author (s)	Salas
Title	Groundwater basin reprioritization
Introduced	2/26/2015
Summary	Requires the establishment of a groundwater sustainability agency or submission of an alternative after the reprioritization of agencies overlying a groundwater basin
Status	7/17/2015 failed deadline (2 year bill according to ACWA)
Support	ACWA, Rural County Representatives of California
Opponents	

Bill	AB 1173
Author (s)	Williams
Title	Backflow prevention devices testing: certification
Introduced	2/27/2015
Summary	In the event that the local health officer does not maintain a backflow certification program, testing and maintenance of backflow devices may be performed by a person with a California-specific backflow certification deemed acceptable
Status	7/17/2015 failed deadline (2 year bill according to ACWA)
Support	California State Association of Electrical Workers, International Association of Plumbing and Mechanical Officials, Western States Council of Sheet Metal Workers
Opponents	ACWA, California Municipal Utilities Association, California Water Association, Sacramento County Board of Supervisors

Bill	AB 1242
Author (s)	Gray
Title	Groundwater impacts
Introduced	2/27/2015
Summary	Requires State Board to take into consideration in formulating state policy for water quality control the requirements of the California Environmental Quality Act, any applicable groundwater sustainability plan or alternative
Status	9/11/2015 failed deadline (2 year bill according to ACWA)
Support	ACWA, Coalition of California Utility Employees, Regional Water Authority, California Farm Bureau Federation, League of California Cities – Central Valley Division
Opponents	California League of Conservation Voters, Clean Water Action, Friends of the River, Center for Biological Diversity, The Nature Conservancy

Bill	AB 1463
Author (s)	Gatto
Title	Onsite recycled water
Introduced	2/27/2015
Summary	Requires the SWRCB, with the Department of Public Health and the California Building Standards Commission, to establish water quality standards and requirements for onsite water recycling systems prior to authorizing their use for commercial and residential buildings
Status	9/11/2015 failed deadline (2 year bill according to ACWA)
Support	California Building Industry Association, California Business Properties Association, Sierra Club
Opponents	

Bill	AB 1555
Author (s)	Gomez
Title	Greenhouse Gas Reduction Fund
Introduced	1/4/2016
Summary	States the intent to appropriate \$1,700,000,000 from the Greenhouse Gas Reduction Fund to the 2015-16 fiscal year to allocate to different entities for purposes including low carbon transportation and infrastructure, clean energy communities, and wetland and watershed restoration.
Status	1/5/2016 From printer. May be heard in committee February 4.
Support	
Opponents	

Bill	AB 1562
Author (s)	Kim
Title	Sales and use taxes: exemptions: disaster preparedness products
Introduced	1/4/2016
Summary	Exempts from sales and use taxes the purchase of qualified disaster preparedness products sold or purchased during a 2-day period beginning the second Saturday in October 2017.
Status	1/5/2016 From printer. May be heard in committee February 4.
Support	
Opponents	

Bill	AB 1575
Author (s)	Bonta
Title	Medical marijuana
Introduced	1/4/2016
Summary	Provides the SWRCB with the authority to create regulations for medical marijuana farming that ensure water quality protection.
Status	1/4/2016 From the printer. May be heard in committee February 4.
Support	
Opponents	

Bill	AB 1587
Author (s)	Mathis
Title	Water Quality, Supply, and Infrastructure Improvement Act of 2014: groundwater: recharge basins
Introduced	1/6/2016
Summary	Amends the Water Quality, Supply, and Infrastructure Improvement Act of 2014 to provide special consideration to projects that create groundwater recharge basins in areas of fallow farmland. Appropriates \$50,000,000 from the bond act proceeds for the grant program.
Status	1/6/2016 Read first time, sent to print.
Support	
Opponents	

Bill	AB 1588
Author (s)	Mathis
Title	Water and Wastewater Loan and Grant Program
Introduced	1/6/2016
Summary	Requires the SWRCB to establish a program to provide low-interest loans and grants to eligible applicants for drinking water and wastewater treatment projects. The program would be funded by \$20,000,000 from the General Fund.
Status	1/6/2016 Read first time, sent to print.
Support	
Opponents	

Bill	AB 1590
Author (s)	Mathis
Title	State Water Resources Control Board: appointments
Introduced	1/6/2016
Summary	Adds four additional members to the state board, appointed by the Legislature. The current 5 member board is appointed by the Governor. One of the new members would be appointed by the Speaker of the Assembly, one by the Assembly Minority Leader, one by the President pro Tempore of the Senate and one by the Senate Minority Leader.
Status	1/6/2016 Read first time, sent to print.
Support	
Opponents	

California Senate

Bill	SB 7
Author (s)	Wolk
Title	Water meters: multi-units
Introduced	12/1/2014
Summary	Authorizes the Department of Housing and Community Development to develop standards for water submeter installation in multi-unit residential properties, amended to require the installation of the submeters to be completed by licensed plumbing contractors
Status	9/11/2015 failed deadline (2 year bill according to ACWA)
Support	Santa Clara Valley Water District, California Municipal Utilities Association, Sierra Club, California Association of Realtors, California Building Industry Association
Opponents	California State Pipe Trades Council, Coalition of California Utility Employees

Bill	SB 471
Author (s)	Pavley
Title	Reduction of greenhouse gas emissions
Introduced	2/26/2015
Summary	Requires that the Strategic Growth Council develop an emissions inventory of the greenhouse gas emissions from the State's water system. Requires a study on water-related energy use in California. Appropriates money from the Greenhouse Gas Reduction Fund for grants and loans for water projects that result in reduced greenhouse gas emissions
Status	8/28/2015 Failed deadline (2 year bill according to ACWA)
Support	ACWA, if amended; EBMUD, California Municipal Utilities Association
Opponents	

Bill	SB 554
Author (s)	Wolk
Title	Delta levee maintenance
Introduced	2/26/2015
Summary	Originally introduced as a California Water Commission bill, the subject has been revised to address regarding the reimbursement to local agencies for levee maintenance or improvements.
Status	1/7/2016 Set for hearing on January 12.
Support	
Opponents	

Bill	SB 814
Author (s)	Hill
Title	Drought: excessive water use
Introduced	1/4/2016
Summary	Defines excessive water use as a waste or unreasonable use of water. Prohibits excessive water use by residential customers and makes violations punishable by fines of at least \$500 per 100 cubic feet used above the defined excessive water use in a billing cycle. These provisions would apply only during a drought emergency as proclaimed by the Governor.
Status	1/5/2016 from the printer; may be acted on or after February 4
Support	
Opponents	